




BOISE BASIN QUILTERS GUILD



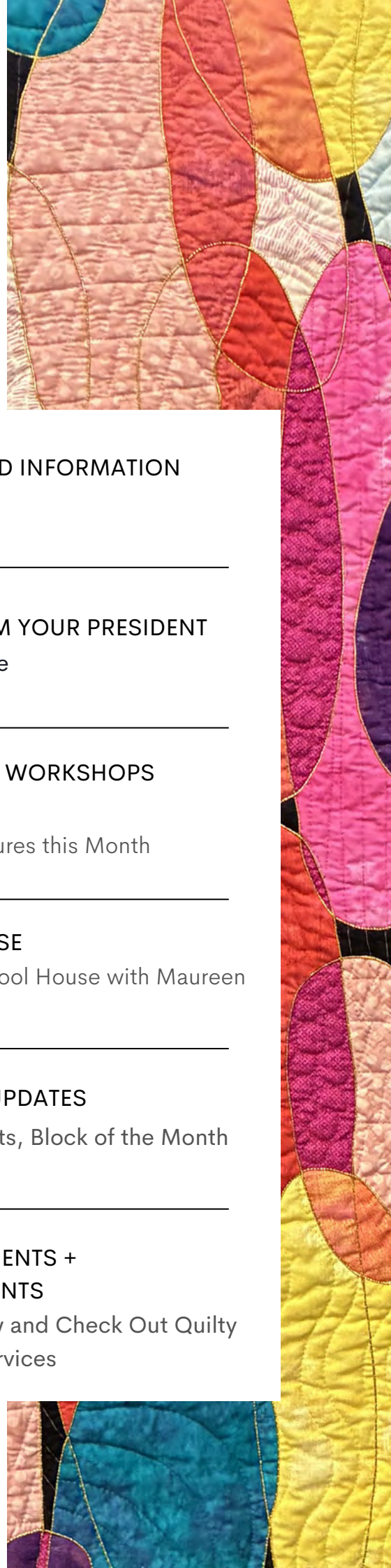
THE PRISONER'S GARDEN BY JANICE ATKINS-NEVA

INSIDE: UPCOMING GUILD ACTIVITIES
SCHOOLHOUSES + WORKSHOPS

NEW BLOCK OF THE MONTH
THE BBQ LIBRARY NEEDS YOUR HELP!

Table of Contents

02	GENERAL GUILD INFORMATION
04	A WORD FROM YOUR PRESIDENT Summer is Here
06	PROGRAMS + WORKSHOPS June Program + Special Features this Month
09	SCHOOLHOUSE Upcoming School House with Maureen Stevens
10	COMMITTEE UPDATES Special Projects, Block of the Month
24	ANNOUNCEMENTS + ADVERTISEMENTS Be in the Know and Check Out Quilty Goods and Services





PRESIDENT
JANICE ATKINS-NEVA



VICE PRESIDENT
VACANT - THIS COULD BE YOU!



TREASURER
AMANDA BRUESCH

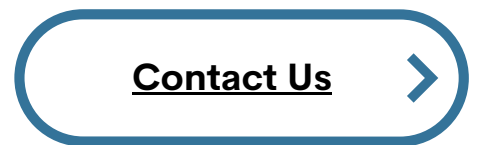


RECORDING SECRETARY
LAURA COE



QUILT SHOW CHAIR
LISA MALANIAK

Your 2026 Elected Officers





A Word from Your President

Welcome to Summer!

With the summer equinox just around the corner, vacations are on many people's minds. My computer tells me a vacation is "a period of time spent away from work, school, or business to relax, travel, or engage in recreation. It serves as a necessary break to recharge and step away from daily responsibilities."

Our guild recognizes that the summer months have many of us planning vacations, hence the slight pause in our meeting schedule. Remember there is no Quilt Show meeting in June, and no General meeting in July. Maybe, just maybe, that will leave you with more time to relax and do what we all enjoy, QUILTING!

As I think about vacations, I remember one of the few family vacations we took during my childhood. I know my parents and I hit the road in eastern Wyoming on July 20, 1969. Why do I remember that date? Because I spent the first 300 miles of the trip trying to convince my dad we needed to stop to find a place to watch the Apollo 11 moon landing. We did stop, just in time. We traveled to the Seattle area, where my sister was staying with my uncle who had just transferred with Boeing to the 747 plant. Maybe touring that enormous facility is what piqued my interest in engineering.

Another memory from that trip happened on our return trip. Now 4 of us, we stopped at a motel after a long day on the road. My sister complained there was no swimming pool, so we drove up a small hill, and found another motel complete with a pool. That just happened to be here in Boise. I'm guessing we first stopped at a motel around Chinden and Orchard because the motel we ended up staying at was the Holiday Motel on Fairview. There's a photo of my sister and I at the pool and you can see their sign in the background.



These days, when my family talks about a vacation, it most likely involves a trip to the family cabin. While the cabin is just the simple structure pictured here, just a quarter of a mile to the right of the photo is the boundary to Glacier National Park. But inside the cabin, there's still 3 beds waiting to be covered with a quilt, so I guess I need to get busy!

Janice Atkins-Neva

GUILD PRESIDENT



IDAHO WILD BY KAREN FALVEY

GUILD MEETINGS

BOISE BASIN QUILTERS GUILD

We open at 6:30pm for members to explore the fellowship hall tables.

7:00pm

Third Thursday of Each Month
Except July + December

BOISE CHURCH OF CHRIST
2000 N. ELDORADO STREET
BOISE, IDAHO

JUNE

Featured Program Speaker

JESSIE SWIMELEY



Join contemporary cyanotype artist Jessie Swimeley for a discussion of the history of cyanotype— how it came to be and its historical uses. Learn how she puts a modern spin on her work and explore examples of other cyanotype artists working with textiles.

Jessie Swimeley is a contemporary cyanotype artist based in the Treasure Valley. Her lifelong passion for analog photography has evolved into exceptional photo and print-based mixed media art.

Growing up in Wyoming, Jessie found a deep respect and love for the wild and untamed spaces of the American West. She began taking photographs with her father at an early age and processed her own film and prints. She received her BA in Photography from the University of Oregon.

With the glut of technology at our fingertips Jessie has made the intentional switch back to more tangible and analog processes. The pairing of cyanotype with encaustic satisfies her love of process and allows her to capture the raw beauty of the natural world.



Cyanotype Printing Workshop

JUNE 27, 2026
10:00AM – 3:30PM

[Register Today](#)

USE THE SUN TO MAKE PRINTS ON FABRIC FOR YOUR ART QUILTS

Treasure Valley artist, Jessie Swimeley, will guide you students through the process of using CYANOTYPE – an historic photographic process that can be applied to fabric or paper. Cyanotype creates beautiful blue and white prints using UV radiation (the sun) and the shadows of objects like leaves, lace, keys, small trinkets, or large format negatives such as photographs. It is an easy to learn and fun process that brings creativity and your own special magic to quilting projects.

You will learn the basics of cyanotype printing including the chemistry used, how it works on different surfaces, and composition. You may choose to use your own photographic negatives or to use a variety of organic materials in your creations. You will walk away with several of your own prints that can become a quilt block or be added to other projects.

Please Note: that Cyanotype is best suited for art quilts. The images you create will degrade if they are washed or come into frequent contact with the oils from skin.

Register on the website \$45 with additional \$10 kit fee





READY TO JOIN AN AMAZING COMMUNITY?



**BBQ MEMBERSHIP
ONLY \$35 / YEAR**

JOIN OR RENEW NOW!

JUNE 20, 2026
9:00AM-3:00PM

Upcoming Schoolhouse

MACHINE APPLIQUE WITH MAUREEN STEVENS



This is a learn it-and-do it class. We will learn about several types of machine appliqué. We will explore using different materials and stitches on our machines. I hope to cover fusible, faced, turned under edges and raw edge. I will provide you with a handout of instructions and a packet of products to use in the appliqué process. We will use the blind hem stitch, zig-zag, and blanket stitch on our sewing machines. If your machine only has a straight stitch we do have some machines that can be rented. Talk to Janice Black about that. I will give you instructions and patterns and have different products for appliqué for you to try. We will make a "sampler" of techniques and products and if desired make a pillow-top using one of the techniques. Come prepared to have a great time with fellow class members and try out some new techniques and ideas.

The class costs \$15 and will be held at Boise Rigging Supply. To register, or for more information, please [visit our website](#).

[Register Here](#)

Quilt Show

A NOTE FROM YOUR QUILT SHOW CHAIR

As we move into summer, the energy around our 2026 show is growing! Putting on an event of this magnitude requires an incredible sustained effort from our entire membership community. It is a marathon of creativity and logistics, and your dedication is what keeps this legacy thriving.

Let's keep the momentum going! We have a few valuable ways for you to get involved right now.

Share the Love!

At the June meeting, we will have a supply of "Save the Date" postcards and a limited number of quilt show posters ready for distribution.

We are asking members to **take a few postcards to share with friends or small groups**. If you're like me, you have a slim little slot in your purse where you can keep a little stash of postcards, ready to hand out whenever you need them.

If you would like to hang a poster in your community, you will be able to sign one (or a few) out at the meeting and let us know where it's headed so we can cover as much ground as possible without overlapping! While quilt shops are great, they are mostly already covered. We want to reach people where they live and play.

Here are a few ideas for "off the beaten path" poster placement. Remember to ask before you post!

- Local Libraries: Most libraries have community boards that reach a wide demographic of lifelong learners.
- Antique & Vintage Boutiques: These shoppers often have a deep appreciation for the history and craftsmanship of quilts and fiber arts.
- Community Centers/Senior Centers: A natural hub for many who appreciate traditional arts.
- Coffee Shops & Bakeries: Perfect for catching the eye of locals during their morning routine.
- Local Hardware or Feed Stores: These often serve as the heart of the community in our surrounding rural areas.

QUILT SHOW (CONTINUED)

A Silent Auction Like No Other

While we aren't ready to reveal the contents just yet, thanks to a recent inheritance donation our Silent Auction team is preparing an experience unlike anything we've ever seen! That being said, we can always use more items, so remember to bring your Silent Auction donations to the June meeting.

From our Quilt Show Volunteer Coordinator

Our volunteers make our quilt show shine as the best in the state and there are literally dozens of ways to help - hanging and taking down quilts, setting up and selling at the Gift Garden, and spending time at booths such as Membership, Door Prizes, and Silent Auction. This year, the Membership booth is getting a glow-up! We're going to showcase the benefits of BBQ membership featuring your work - Quilters Schoolhouse, Member Workshops, Block of the Month - as well as the amazing support we provide through Community Outreach programs.

And bonus...you get into the show for free when you volunteer.

Signup Genius sign-ups are ready now for you to help make our show a success:

[Register Today](#)

You can also sign up at the Quilt Show table at a meeting beginning in August.

Thank you for being the heart of this show for over four decades. Let's make the 2026 show our best one yet!

Warmly,
Lisa Malaniak, 2026 Quilt Show Chair

New Member Coffee

June New Member coffee was a success!



The BBQ Library Needs YOU!!

The library is looking for some volunteers to help us. Please contact Marty Marzinelli to get more information. Thanks!



Special Projects

On May 28th, we delivered to St Luke's Foundation the following items:

- 96 Pillowcases
- 24 Port-a-Cath Pillows
- 36 Chemo Caps
- 18 Pretty Pockets

The folks at the Foundation are always so grateful for the deliveries we make, so here's a BIG THANK YOU to all the members who sewed these items.

Remember to stop by the Special Projects table during the next Guild meeting to pick up some kits to take home. We really appreciate all your hard work for others. You can find the instructions on the BBQ webpage under Community Outreach, Special Projects. You can also make these items from your stash!

We still need lots of Christmas stockings made so we have a good batch in October. We have plenty of kits available.

Thanks again for all your generosity,
Carol Bearce, Special Projects Facilitator



Block of the Month



Join our new **Mystery Block of the Month Challenge!**

It's time to dive into some mystery, creativity, and adventure in this fresh twist on our traditional guild block of the month program! Here's how it works:

1

Pick your Challenge Fabric & get your first two patterns!

Stop by our table in the Fellowship Hall at this Thursday's meeting to choose 1 yard of fabric to feature in your very own 44" x 58" lap quilt! This will be your Challenge fabric and you will build your quilt around it! We've got a fun mix of options—from classic solids to quirky novelty prints (if you're feeling bold!).

Cost is only \$7.00, which covers 1 yard of fabric and all 12 block patterns. This breaks down to just \$1 per month. What a deal!

2

Select your coordinating fabrics.

This is your chance to raid your fabric stash! Or, if you prefer, a perfect excuse to go fabric shopping! You'll need a background fabric (2 yards) and two accent fabrics (1/2 yard each).

You may also consider using scraps from your stash to create a scrappy quilt! This could be the perfect way to use up those leftover bits of fabric and create something fun and eclectic.

3

Sew your blocks and show off your progress.

Bring your finished blocks to the next guild meeting so we can all share in the excitement and cheer each other on.

Ready to challenge yourself and get creative? We can't wait to see all the beautiful, one-of-a-kind quilts that will come out of this fun project. Come join the Mystery Block of the Month Challenge—it's going to be a blast!

Help with Newsletter Production

LEARN HOW THE NEWSLETTER IS PRODUCED
AND BECOME A SECTION EDITOR!

Brice McLaughlin is looking for help with newsletter production!

In order to assure a smooth transition and uninterrupted publication, we are asking for volunteers to form a newsletter committee. When you are in charge of the whole thing, it can be quite daunting, but a committee of people in charge of just a page or two each month is much more manageable, especially with friends.

The entire newsletter template is set up in an online program called CANVA. It is an incredibly user-friendly application that requires only the click of a mouse and the ability to cut, paste, and search. Anyone can learn!

Once we have a few interested guild members, Brice will hold a training session (or two) to help get newsletter producers up to speed and figure out a process that works for everyone! We will put together the May and June newsletters all together and Brice will then be available for questions whenever needed.

Email Graphicdesign@boisebasinquilters.org if you are interested in joining the team and learning a pretty cool new skill!



Show + Tell



June Show + Tell | Semiquincentennial

Show & Tell is one of the highlights of each guild meeting, and we'd love to see what you've been working on! The themes are simply for inspiration, so bring along your quilts whether they fit the theme or not! We enjoy seeing brand-new finishes, works in progress, and even treasured quilts you made years ago. Every quilt has a story, and sharing them sparks ideas, encouragement, and creativity for everyone in the room. So please don't be shy—bring a quilt (or two!) and share your creativity with the guild!

Don't forget to print & complete your Show & Tell registration prior to the meeting.

[Type and Print Registration Form Here](#)

UPCOMING THEMES FOR 2026

June - Semiquincentennial

July - No Meeting

August - Books + Reading

September - Trees + Leaves

October - Jelly Roll Quilts

November - Paper Pieced

December - No Meeting

Fat Quarter Exchange



June Exchange | Geometrics, Dots, and Stripes

The Fat Quarter Exchange is a fun part of our monthly quilt guild meeting! It's a simple yet delightful way to share fabrics and spark creativity. Each month, members bring in a fabric fat quarter (a 18" x 22" piece of fabric), and in return, they get to put their name into the raffle. When the drawing takes place, the lucky winner or winners receive a whole stack of fat quarters that match the theme of the month. Whether it's bright florals, cozy plaids, or bold solids, it's always a surprise and a great way to build up a fabric stash with new and inspiring materials.

This exchange is meant to encourage everyone to participate, regardless of skill level, and to have fun with the process. Who doesn't love the thrill of winning a beautiful collection of fabrics that might just spark a new creative venture? So, bring your fat quarter, take a chance, and join the fun!

Upcoming exchanges are below

UPCOMING EXCHANGES FOR 2026

June - Geometrics, Dots, and Stripes

August - Flannels

September - Ugly Christmas Fabrics

SMALL GROUPS

Please register your group today by emailing Linda Sturm at smallgroups@boisebasinquilters.org. Include the name of a BBQ member willing to serve as the contact for your group, group focus, and if you are accepting new members. Include information about your meeting location and schedule.



Boise Peace Quilt Project

Contact: Karen Falvey *
Location: Member Homes
Day: Usually 1st & 3rd Tuesdays
Time: 2pm
Focus: Social Justice

Boise Rip 'n Stitch

Contact: Janice Black *
Location: Boise Rigging Supply,
6750 W. Victory Rd., Boise
Day: Second Saturday of most months
Time: 10:00 am
Focus: Eclectic Show & Tell

Canyon County Idaho Quilts of Valor

Contact: Sue Laird *
208-899-5238;
CanyonCountyIdahoQOV@gmail.com
Location: Pleasant Ridge Grange
18514 Upper Pleasant Ridge Road, Caldwell
Day: 1st Friday of each month
Time: 10am – 4pm
Focus: Quilts of Valor

Star Quilters

Contact: Kathy England *
Location: Star Library
Day: Tuesdays
Time: 10:30 am to 1:30 pm (June until school starts in August) then 12:00 pm to 3:00 pm
Focus: General Quilting

Quilts of Valor Quiltmakers

Contact: Nancy England *
Location: Veterans Memorial Hall,
22 West Broadway, Meridian
Day: 2nd Wednesday
Time: 1:00pm – 4:00pm
Focus: Quilts of Valor

Stash House Quilting

Contact: Jessi Shaw *
Location: Middleton, Member Home
Day: 3rd Saturday
Time: 10am – 5pm
Focus: Comfort Quilts

Stitchin' Sisters of the Treasure Valley


Contact: Lois Alice *
Location: Caldwell Email
ssoftreasurevalley@gmail.com for location information
Day: 1st & 3rd Fridays 9–4:00 (open sew days)
Focus: projects, quilts for Canyon County children in foster care, socializing, sharing.

Treasure Valley Applique Society

Contact: Mary Mangum, Esther Kleinkauf *
Location: Library! at Cole & Ustick, Boise Sagebrush Room
Day: 2nd Wednesday
Time: 1:00 pm
Focus: Applique

Stories to Stitches

Contact: Dianne Kane *
Focus: Create quilts inspired by books.
Location: Nampa Public Library, Member Homes
Day + Time: 4th Thursdays @ 1pm
We would be happy to help you start your own book-to-quilt group.



Meeting Activities



HELP DESK

Do you have a project sitting around that you just don't know what to do with? Maybe you're stuck trying to decipher a pattern. Or you're just not sure what fabrics to use for a border. You've finished a top but can't decide how to quilt it. Bring your project to the Help Desk and let your fellow guild members help you get back on track. **Improved process** – *add your name and what you want help with to the box. They will be read at the beginning of the meeting, then be sure to hang out at the Help Desk during the break so those with ideas for you can find you. We are a great community with lots of expertise, lets share it with each other.*



PROJECT ON A PAGE

"Project on a Page" is continuing with a Thread Catcher Each meeting, a small project will be displayed, something you can put together with leftover fabrics in a short amount of time. A sample will be on display along with a (hopefully) one page instruction sheet. Take the sheet home, bring your project back the following month for a group photo and a chance to win a small prize. Don't forget to bring back your business card holder for a chance to win a prize (Hint, the prizes will fit in your card holder).

FOLLOW US ON FACEBOOK

Did you know the Boise Basin Quilters Guild has a vibrant and lively Facebook page? If you are active on Facebook, we'd love you to follow us to stay up-to-date on info about current guild activities, speakers, classes, and other things of interest to quilters.



[FOLLOW THE BBQ FACEBOOK PAGE HERE](#)

VALLEY OF PLENTY QUILT SHOW



**Thurs – Fri June 18-19 10am – 5pm
Sat June 20 10am-4pm**

**Emmett Church of the Nazarene
1144 N. Washington Ave.
Emmett, ID 83617**

Contact Information:

Sharon K. Boatman – (208) 398-8713 or Cell: (208) 284-4610

Joy Hall – (208) 440-3318

Lynett Goodwin – (530) 917-0024- lmgoodwin@gmail.com

Raffle Drawing for 2026 Quilt – “Celebrate the Season”

Tickets \$2 each or 3 tickets for \$5

Raffle drawing will be held on Saturday, June 20, 2026 at 3:00PM (need not be present to win)

Long Arm Quilting

- **Competitive Pricing**
- **Batting Options**
- **Large Pantograph catalogue**
- **Custom Quilt Design**

**Sweet
Pea** 
DESIGN COMPANY

Amanda Oros
(208) 340-0030

www.sweetpeadesigncompany.com

ADVERTISEMENTS

Search SEARCH 📌 📘 📷



BOISE BASIN QUILTERS GUILD

MEMBER LOG IN

Need a T-shirt quilt made?

Need vintage quilt repairs?

DID YOU KNOW?

Guild members are offering their services to the public.

Go to our website:
www.boisebasinquilters.org and look for “Quilting Services” or

Click [HERE](#) to get more information

QUILTING RESOURCES ▾

CLASSES/LECTURES

QUILT SHOPS

SMALL QUILT GROUPS

OTHER QUILTING
RESOURCES

REGIONAL QUILT SHOWS

QUILTING SERVICES

DONATIONS

Brown Bear Quilting Services



Specializing in Edge to Edge
Longarm Quilting

Providing quick and professional service

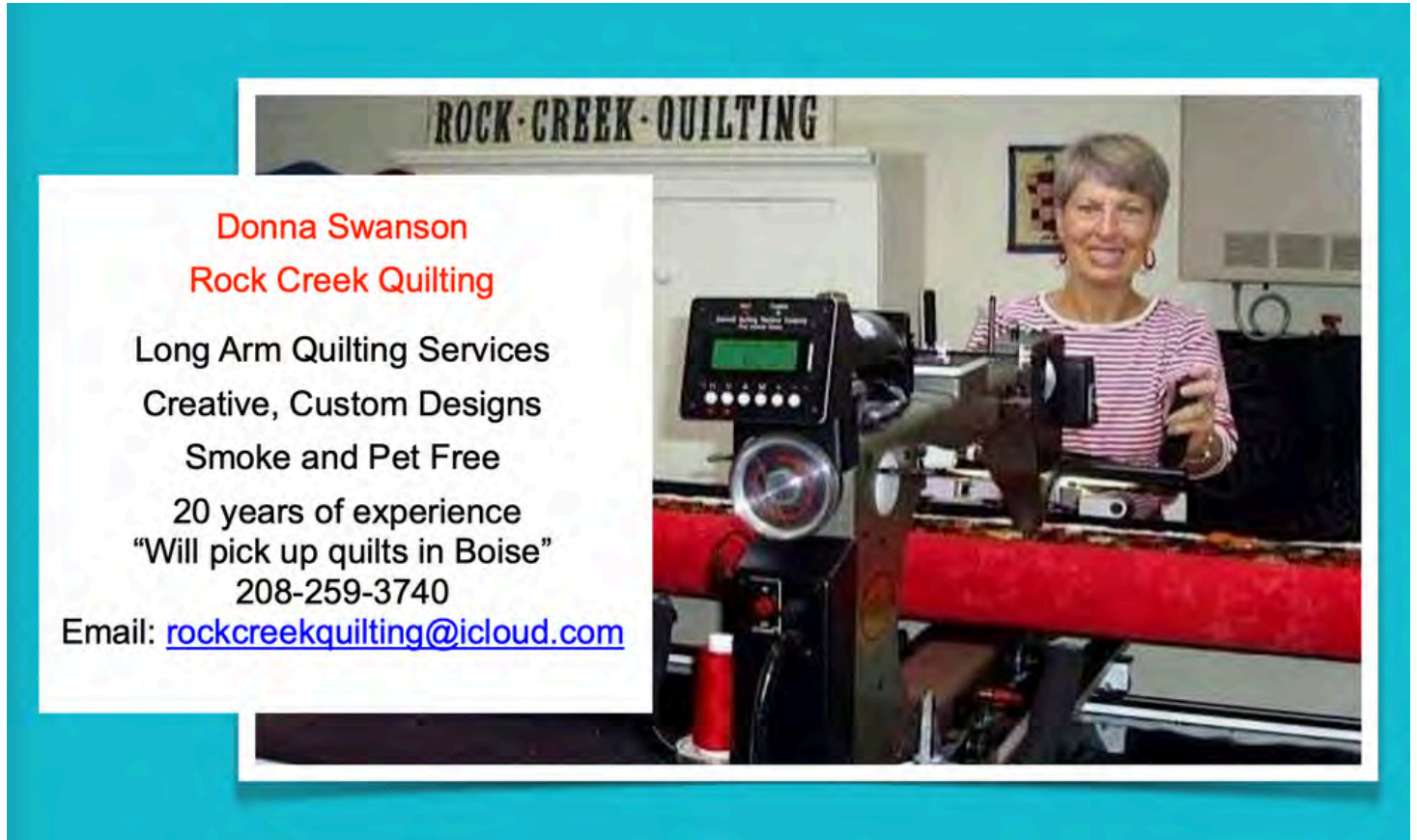
David & Wendy Fisher • Meridian, Idaho

503.936.1630

Brownbearquiltingservices@gmail.com

BrownBearQuiltingServices.com

ADVERTISEMENTS



Donna Swanson
Rock Creek Quilting

Long Arm Quilting Services
Creative, Custom Designs
Smoke and Pet Free
20 years of experience
"Will pick up quilts in Boise"
208-259-3740
Email: rockcreekquilting@icloud.com



My Quilting Corner
7911 W Ustick Rd, Boise
M-F 10am-5pm
208-336-5566
www.quiltsonthecorner.com



- **Wide Back Fabric Bundles**
- **Rolls of Batting at Wholesale Prices**
- **Longarm Machine Rental**
- **Innovatech & Superior Thread**



Let us Quilt for You!

Two Week Turnaround

Lots of designs to choose from

Competitive Prices



INNOVA machine sales & service



Come Join Us!



In the last 2.5 years we have awarded 372 quilts to local veterans !

**We meet on the first Friday of each month.
10am-4pm**

**Pleasant Ridge Grange Hall
18514 Upper Pleasant Ridge Rd.
Caldwell, Idaho**

**We also meet on the first Tuesday of each month.
10am- 3 pm**

**JK Quilts
4924 North Elsinore Ave
Meridian, Idaho**

Canyon County Idaho Quilts of Valor

We currently have 96 veterans in the que waiting for quilts. If you would like to donate a red, white and blue quilt top (no smaller than 65X70), we can use your help!



Scan this code to open our page!

**QUESTIONS: EMAIL
CanyonCountyIdahoQOV@gmail.com
Sue Laird - 208-899-5238**


Please join us for fun times and a worthwhile cause!

ADVERTISE WITH US

Reach 1400 Quilty Subscribers


Subscription Plan Rates

Quarter Page




- ✓ Member \$10.00 / Month
- ✓ Non-Member \$20.00 / Month

Half Page



- ✓ Member \$20.00 / Month
- ✓ Non-Member \$40.00 / Month

Full Page



- ✓ Member \$40.00 / Month
- ✓ Non-Member \$80.00 / Month

Become a Member

Advertisement Inquiries

✉ Newsletter@boisebasinquilters.org


Notes

Submissions are due the 3rd Thursday of the each month.
No newsletters are published in December or July.
Additional Cost of \$20 if we build your ad.



**BOISE BASIN
QUILTERS GUILD**

Tropical Turquoise | Diane Kane



**BOISE BASIN
QUILTERS GUILD**