



# BOISE BASIN QUILTERS GUILD



LINDA JOLLY - MODERN WEATHERVANE



**INSIDE:** UPCOMING GUILD ACTIVITIES  
SCHOOLHOUSES + WORKSHOPS

NEW BLOCK OF THE MONTH  
THE BBQ LIBRARY NEEDS YOUR HELP!

# Table of Contents



<b>02</b>	<b>GENERAL GUILD INFORMATION</b>
<hr/>	
<b>04</b>	<b>A WORD FROM YOUR PRESIDENT</b> Sticking to the Rules
<hr/>	
<b>06</b>	<b>PROGRAMS + WORKSHOPS</b> May Program + Special Features this Month
<hr/>	
<b>09</b>	<b>SCHOOLHOUSE</b> Upcoming School Houses and a Workshop Gallery in Review
<hr/>	
<b>12</b>	<b>COMMITTEE UPDATES</b> Comfort Quilts, Special Projects, Block of the Month
<hr/>	
<b>26</b>	<b>ANNOUNCEMENTS + ADVERTISEMENTS</b> Be in the Know and Check Out Quilty Goods and Services





PRESIDENT  
**JANICE ATKINS-NEVA**



VICE PRESIDENT  
**VACANT - THIS COULD BE YOU!**



TREASURER  
**AMANDA BRUESCH**

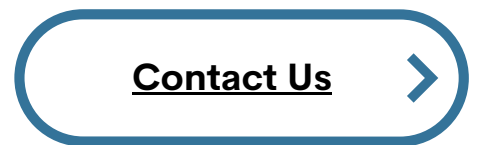


RECORDING SECRETARY  
**LAURA COE**



QUILT SHOW CHAIR  
**LISA MALANIAK**

# Your 2026 Elected Officers





## A Word from Your President

My Fellow Quilters,

Do you ever feel like there's just too many rules? Some rules, like the rules of the road, keep us safe, but others I often question just who decided that's the way it is supposed to be. When I started quilting, my dear friend Martha asked me to help her pick out 3 fabrics to go with black for a small tabletop quilt she was making. When I asked why black, I learned what she was making stemmed from an Amish quilt pattern, and the rule was "you used black". Later that day, I went shopping because that was a rule I wanted to break. I wanted to use black with a little pizzazz. I found some black fabric with pea size splashes of color throughout that I thought would be perfect. But I wasn't the one making the project, Martha used black and it turned out beautiful. She had her vision, I had a different one, but both would have worked.

Most recently, during the April Schoolhouse class, we learned about making 4 patch posies. The rule was you cut four identical squares of fabric, rotating each one 90 degrees when assembling the block. Guess what, that's a rule some of us broke, rotating the blocks into different orientations to get varying layouts. It was a fun experiment to see the results. It was a rule that we understood, but we also understood it was a rule that could be broken. That's the thing with rules. It's important to understand them. When you understand them, you are often more successful when you decide to break them.

I'm bringing up rules now because I want to be sure you are aware of the rules for entries into our upcoming Quilt Show. Please be sure you read them and follow them. Breaking these rules could lead to great disappointment, making your masterpiece ineligible for any awards. You can find the Quilt Show rules [here](#) and descriptions of the categories [here](#). Understanding and following these rules will improve the Quilt Show for all of us.

Happy Quilting,

GUILD PRESIDENT



IDAHO WILD BY KAREN FALVEY

# GUILD MEETINGS

## BOISE BASIN QUILTERS GUILD

We open at 6:30pm for members to explore the fellowship hall tables.

7:00pm

Third Thursday of Each Month  
Except July + December

BOISE CHURCH OF CHRIST  
2000 N. ELDORADO STREET  
BOISE, IDAHO

**MAY**

# Featured Program Speaker

**KAREN TABOR**

Karen Tabor will give a presentation and trunk show featuring some of her collection of about 100 antique quilts. Quilts from Karen's collection can frequently be seen at the Rediscovered Bookshop, where she uses them on rotation as part of the seasonal displays.



# Cyanotype Printing Workshop

JUNE 27, 2026  
10:00AM – 3:30PM

[Register Today](#)

## USE THE SUN TO MAKE PRINTS ON FABRIC FOR YOUR ART QUILTS

Treasure Valley artist, Jessie Swimeley, will guide you students through the process of using CYANOTYPE – an historic photographic process that can be applied to fabric or paper. Cyanotype creates beautiful blue and white prints using UV radiation (the sun) and the shadows of objects like leaves, lace, keys, small trinkets, or large format negatives such as photographs. It is an easy to learn and fun process that brings creativity and your own special magic to quilting projects.

You will learn the basics of cyanotype printing including the chemistry used, how it works on different surfaces, and composition. You may choose to use your own photographic negatives or to use a variety of organic materials in your creations. You will walk away with several of your own prints that can become a quilt block or be added to other projects.

Please Note: that Cyanotype is best suited for art quilts. The images you create will degrade if they are washed or come into frequent contact with the oils from skin.

Register on the website \$45 with additional \$10 kit fee





# READY TO JOIN AN AMAZING COMMUNITY?



**BBQ MEMBERSHIP  
ONLY \$35 / YEAR**

**JOIN OR RENEW NOW!**

JUNE 20, 2026  
9:00AM-3:00PM

# Upcoming Schoolhouse

## MACHINE APPLIQUE WITH MAUREEN STEVENS



This is a learn it-and-do it class. We will learn about several types of machine appliqué. We will explore using different materials and stitches on our machines. I hope to cover fusible, faced, turned under edges and raw edge. I will provide you with a handout of instructions and a packet of products to use in the appliqué process. We will use the blind hem stitch, zig-zag, and blanket stitch on our sewing machines. If your machine only has a straight stitch we do have some machines that can be rented. Talk to Janice Black about that. I will give you instructions and patterns and have different products for appliqué for you to try. We will make a "sampler" of techniques and products and if desired make a pillow-top using one of the techniques. Come prepared to have a great time with fellow class members and try out some new techniques and ideas.

The class costs \$15 and will be held at Boise Rigging Supply. To register, or for more information, please [visit our website](#).

[Register Here](#)

# Schoolhouse Gallery

4-PATCH POSIE WITH DIANNE KANE



# Stories to Stitches Exhibit

**EXTENDED THROUGH MAY @ REDISCOVERED BOOKS**

It's not too late to see the Stories to Stitches exhibit at Rediscovered Books. The exhibit has been extended through the month of May. Come to see over 50 quilts inspired by 10 books and made by 17 quilters.

Another Artists' Reception will be on May 7 from 4 to 7 pm. The bookstore is located at 1576 W Grove Street in Boise. Free parking is available on the street and in their parking area.

Please tell your friends and sign the guestbook.



# Quilt Show

I am so happy to be stepping into the role of Quilt Show Chair as we gear up for our 2026 show, "My Country 'Tis of Thee." First, I want to send a huge thank you to our incredible Quilt Show Committee—your hard work and attention to detail have kept the wheels turning beautifully during this transition. I also want to give a very special "thank you" to Janice Atkins-Neva. Janice, you've been such a wonderful support and have worn so many hats while I've been getting my bearings. Your kindness and expertise truly are the heartbeat of this guild!

To everyone who has reached out with a kind word, shared your "tribal knowledge," or offered a helping hand: thank you. The energy surrounding our show is just fantastic, and while we have plenty of work ahead, it's going to be a lot of fun. We would love to have you join in, so please keep an eye out for ways to get involved—we really do make the best team when we're all working together.

As you enjoy these beautiful spring days at your sewing machine, don't forget to keep our final submission date in mind. August 20, 2026, is the deadline to enter your quilts. Whether you're finishing up a precious family heirloom or a patriotic masterpiece for our theme, we can't wait to see your talent on display this September. Let's keep this great momentum going!

Warmly,

Lisa Malaniak 2026 Quilt Show Chair

# Quilt Show Raffle Quilt

Thanks to everyone for helping make blocks for the 2027 Raffle Quilt. All the blocks were distributed at the April Guild Meeting.

Just remember to return them to our meeting in May. If possible, please return the cellophane bag too (these were all from Laura Coe's personal supplies). Return your blocks to the Quilt Show table. Here's a sneak peek at the quilt, All the Places you Can Go.



All are welcome to join the Quilt Show planning committee. Our next meeting will be Thursday, May 28<sup>th</sup> at 7:00 at Boise Church of Christ. There's still lots of opportunities to join in the fun.

# Comfort Quilts

So far this year, Comfort Quilts has received 45 quilts. West Valley Medical Center received the first delivery of 11 quilts and the rest will be in delivered in the next month.

We had a great response to the request for backing fabric. Thank you to all the generous people within this group. We now have over 40 quilts that are sandwiched and ready to be quilted. So if you know how to or have ever thought about learning to quilt a sandwich, now is your calling

The day before the April Guild meeting a family reached out to us to see if we had any quilts for 5 and 8 year old girls that lost everything when their house burnt down. Low and behold at the April meeting, we received two quilts that were perfect for girls that age and the family came to pick them up that weekend. It is so wonderful to see how we can provide a little comfort to those in need.

It is absolutely amazing what this group contributes to the community!



# The BBQ Library Needs YOU!!

The library is looking for some volunteers to help us. Please contact Marty Marzinelli to get more information. Thanks!



# Special Projects

We have dozens of pillowcase kits ready for you to take home and make up. I'm sorry we ran out at the April meeting; I've re-stocked the kits for the May meeting.

Christmas Stockings!! We have lots of stocking kits ready to be made up. I know it's only May, and we need to get lots of stockings made up now to turn into the Blue Star Mothers in October. These stockings are filled with goodies by the Blue Star Mothers and sent to service members deployed overseas.

In addition to the pillowcases and stockings, we have plenty of kits to make up Port-a-Cath Pillows, Chemo Caps, and Pretty Pockets. All instructions are on the BBQ website under COMMUNITY OUTREACH, SPECIAL PROJECTS.

Please help brighten someone's day by completing several kits and bringing them back at the next meeting. Thank you!

Carol Bearce, Coordinator



SATURDAY JUNE 6, 2026

# New Member Coffee

**10:00AM @ ALCHEMIST COFFEE**  
**10650 W OVERLAND ROAD**

We are so pleased you have joined BBQ and hope you will come and meet other new members and some long time members.

We want to learn what kind of quilting you enjoy and answer your questions about activities and opportunities at BBQ. Feel free to bring hand work if you wish.

Call or text Becky at 208-305-2690 if you have questions. (psssst – any member is welcome regardless of how long you have been part of BBQ)

Enjoy a chance for door prizes in addition to your coffee/tea and meeting other quilters.



# New Block of the Month



## Exciting News! Join our new Mystery Block of the Month Challenge!

Have you heard? Our shed is overflowing with fabric, and we need YOUR help to clean it out! It's time to dive into some mystery, creativity, and adventure in this fresh twist on our traditional guild block of the month program! Here's how it works:

1

### **Pick your Challenge Fabric & get your first two patterns!**

Stop by our table in the Fellowship Hall at this Thursday's meeting to choose 1 yard of fabric to feature in your very own 44" x 58" lap quilt! This will be your Challenge fabric and you will build your quilt around it! We've got a fun mix of options—from classic solids to quirky novelty prints (if you're feeling bold!).

Cost is only \$7.00, which covers 1 yard of fabric and all 12 block patterns. This breaks down to just \$1 per month. What a deal!

2

### **Select your coordinating fabrics.**

This is your chance to raid your fabric stash! Or, if you prefer, a perfect excuse to go fabric shopping! You'll need a background fabric (2 yards) and two accent fabrics (1/2 yard each).

You may also consider using scraps from your stash to create a scrappy quilt! This could be the perfect way to use up those leftover bits of fabric and create something fun and eclectic.

3

### **Sew your blocks and show off your progress.**

Bring your finished blocks to the next guild meeting so we can all share in the excitement and cheer each other on.

Ready to challenge yourself and get creative? We can't wait to see all the beautiful, one-of-a-kind quilts that will come out of this fun project. Come join the Mystery Block of the Month Challenge—it's going to be a blast!

# Help with Newsletter Production

LEARN HOW THE NEWSLETTER IS PRODUCED  
AND BECOME A SECTION EDITOR!

**Brice McLaughlin is looking for help with newsletter production!**

In order to assure a smooth transition and uninterrupted publication, we are asking for volunteers to form a newsletter committee. When you are in charge of the whole thing, it can be quite daunting, but creating a page each month is much more manageable, especially with friends.

The entire newsletter template is set up in an online program called CANVA. It is an incredibly user-friendly application that requires only the click of a mouse and the ability to cut, paste, and search. Anyone can learn!

Once we have a few interested guild members, Brice will hold a training session (or two) to help get newsletter producers up to speed and figure out a process that works for everyone! We will put together the May and June newsletters all together and Brice will then be available for questions whenever needed.

**Email [Graphicdesign@boisebasinquilters.org](mailto:Graphicdesign@boisebasinquilters.org)** if you are interested in joining the team and learning a pretty cool new skill!



# Show + Tell



## May Show + Tell | Stripes

Show & Tell is one of the highlights of each guild meeting, and we'd love to see what you've been working on! The themes are simply for inspiration, so bring along your quilts whether they fit the theme or not! We enjoy seeing brand-new finishes, works in progress, and even treasured quilts you made years ago. Every quilt has a story, and sharing them sparks ideas, encouragement, and creativity for everyone in the room. So please don't be shy—bring a quilt (or two!) and share your creativity with the guild!

Don't forget to print & complete your Show & Tell registration prior to the meeting.

[Type and Print Registration Form Here](#)

### UPCOMING THEMES FOR 2026

**May** - Stripes

**June** - Semiquincentennial

**July** - No Meeting

**August** - Books + Reading

**September** - Trees + Leaves

**October** - Jelly Roll Quilts

**November** - Paper Pieced

**December** - No Meeting

# Fat Quarter Exchange



## May Exchange | Small Florals

The Fat Quarter Exchange is a fun part of our monthly quilt guild meeting! It's a simple yet delightful way to share fabrics and spark creativity. Each month, members bring in a fabric fat quarter (a 18" x 22" piece of fabric), and in return, they get to put their name into the raffle. When the drawing takes place, the lucky winner or winners receive a whole stack of fat quarters that match the theme of the month. Whether it's bright florals, cozy plaids, or bold solids, it's always a surprise and a great way to build up a fabric stash with new and inspiring materials.

This exchange is meant to encourage everyone to participate, regardless of skill level, and to have fun with the process. Who doesn't love the thrill of winning a beautiful collection of fabrics that might just spark a new creative venture? So, bring your fat quarter, take a chance, and join the fun!

Upcoming exchanges are below

## UPCOMING EXCHANGES FOR 2026

**May** - Small Florals

**June** - Geometrics, Dots, and Stripes

# SMALL GROUPS

Please register your group today by emailing Linda Sturm at [smallgroups@boisebasinquilters.org](mailto:smallgroups@boisebasinquilters.org). Include the name of a BBQ member willing to serve as the contact for your group, group focus, and if you are accepting new members. Include information about your meeting location and schedule.



## Boise Peace Quilt Project

Contact: Karen Falvey \*  
Location: Member Homes  
Day: Usually 1st & 3rd Tuesdays  
Time: 2pm  
Focus: Social Justice

## Boise Rip 'n Stitch

Contact: Janice Black \*  
Location: Boise Rigging Supply,  
6750 W. Victory Rd., Boise  
Day: Second Saturday of most months  
Time: 10:00 am  
Focus: Eclectic Show & Tell

## Canyon County Idaho Quilts of Valor

Contact: Sue Laird \*  
208-899-5238;  
[CanyonCountyIdahoQOV@gmail.com](mailto:CanyonCountyIdahoQOV@gmail.com)  
Location: Pleasant Ridge Grange  
18514 Upper Pleasant Ridge Road, Caldwell  
Day: 1st Friday of each month  
Time: 10am – 4pm  
Focus: Quilts of Valor

## Star Quilters

Contact: Kathy England \*  
Location: Star Library  
Day: Tuesdays  
Time: 10:30 am to 1:30 pm (June until school starts in August) then 12:00 pm to 3:00 pm  
Focus: General Quilting

## Quilts of Valor Quiltmakers

Contact: Nancy England \*  
Location: Veterans Memorial Hall,  
22 West Broadway, Meridian  
Day: 2nd Wednesday  
Time: 1:00pm – 4:00pm  
Focus: Quilts of Valor

## Stash House Quilting

Contact: Jessi Shaw \*  
Location: Middleton, Member Home  
Day: 3rd Saturday  
Time: 10am – 5pm  
Focus: Comfort Quilts

## Stitchin' Sisters of the Treasure Valley


Contact: Lois Alice \*  
Location: Caldwell Email  
[ssoftreasurevalley@gmail.com](mailto:ssoftreasurevalley@gmail.com) for location information  
Day: 1st & 3rd Fridays 9–4:00 (open sew days)  
Focus: projects, quilts for Canyon County children in foster care, socializing, sharing.

## Treasure Valley Applique Society

Contact: Mary Mangum, Esther Kleinkauf \*  
Location: Library! at Cole & Ustick, Boise Sagebrush Room  
Day: 2nd Wednesday  
Time: 1:00 pm  
Focus: Applique

## Stories to Stitches

Contact: Dianne Kane \*  
Focus: Create quilts inspired by books.  
Location: Nampa Public Library, Member Homes  
Day + Time: 4th Thursdays @ 1pm  
We would be happy to help you start your own book-to-quilt group.



# Meeting Activities



## HELP DESK

Do you have a project sitting around that you just don't know what to do with? Maybe you're stuck trying to decipher a pattern. Or you're just not sure what fabrics to use for a border. You've finished a top but can't decide how to quilt it. Bring your project to the Help Desk and let your fellow guild members help you get back on track. **Improved process** – *add your name and what you want help with to the box. They will be read at the beginning of the meeting, then be sure to hang out at the Help Desk during the break so those with ideas for you can find you. We are a great community with lots of expertise, lets share it with each other.*



## PROJECT ON A PAGE

"Project on a Page" is continuing with a Catch All Basket. Each meeting, a small project will be displayed, something you can put together with leftover fabrics in a short amount of time. A sample will be on display along with a (hopefully) one page instruction sheet. Take the sheet home, bring your project back the following month for a group photo and a chance to win a small prize. Don't forget to bring back your business card holder for a chance to win a prize (Hint, the prizes will fit in your card holder).

# MEMBERSHIP BENEFITS



- △△ Presentations + workshops by national and local artists.
- △△ Discounted quilt entries into annual quilt show.
- △△ Access to an extensive quilting library of books, patterns, and templates.
- △△ Community! Participate in programming, projects, small groups, and even become a part of our leadership team!
- △△ Affordable classes for beginning to advanced quilters.



1200 PIECES AND GRAFFITI MANDALA | SHARON BEIDLER

# FOLLOW US ON FACEBOOK

Did you know the Boise Basin Quilters Guild has a vibrant and lively Facebook page? If you are active on Facebook, we'd love you to follow us to stay up-to-date on info about current guild activities, speakers, classes, and other things of interest to quilters.



[FOLLOW THE BBQ FACEBOOK PAGE HERE](#)

# Long Arm Quilting

- **Competitive Pricing**
- **Batting Options**
- **Large Pantograph catalogue**
- **Custom Quilt Design**

**Sweet  
Pea**   
DESIGN COMPANY

**Amanda Oros**  
**(208) 340-0030**

**[www.sweetpeadesigncompany.com](http://www.sweetpeadesigncompany.com)**

# ADVERTISEMENTS

Search  SEARCH 📌 📌 📌



## BOISE BASIN QUILTERS GUILD

MEMBER LOG IN

Need a T-shirt quilt made?

Need vintage quilt repairs?

### DID YOU KNOW?

Guild members are offering their services to the public.

Go to our website:  
[www.boisebasinquilters.org](http://www.boisebasinquilters.org) and look for “Quilting Services” or

Click [HERE](#) to get more information

QUILTING RESOURCES ▾

CLASSES/LECTURES

QUILT SHOPS

SMALL QUILT GROUPS

OTHER QUILTING  
RESOURCES

REGIONAL QUILT SHOWS

**QUILTING SERVICES**

DONATIONS

## Brown Bear Quilting Services



Specializing in Edge to Edge  
Longarm Quilting

Providing quick and professional service

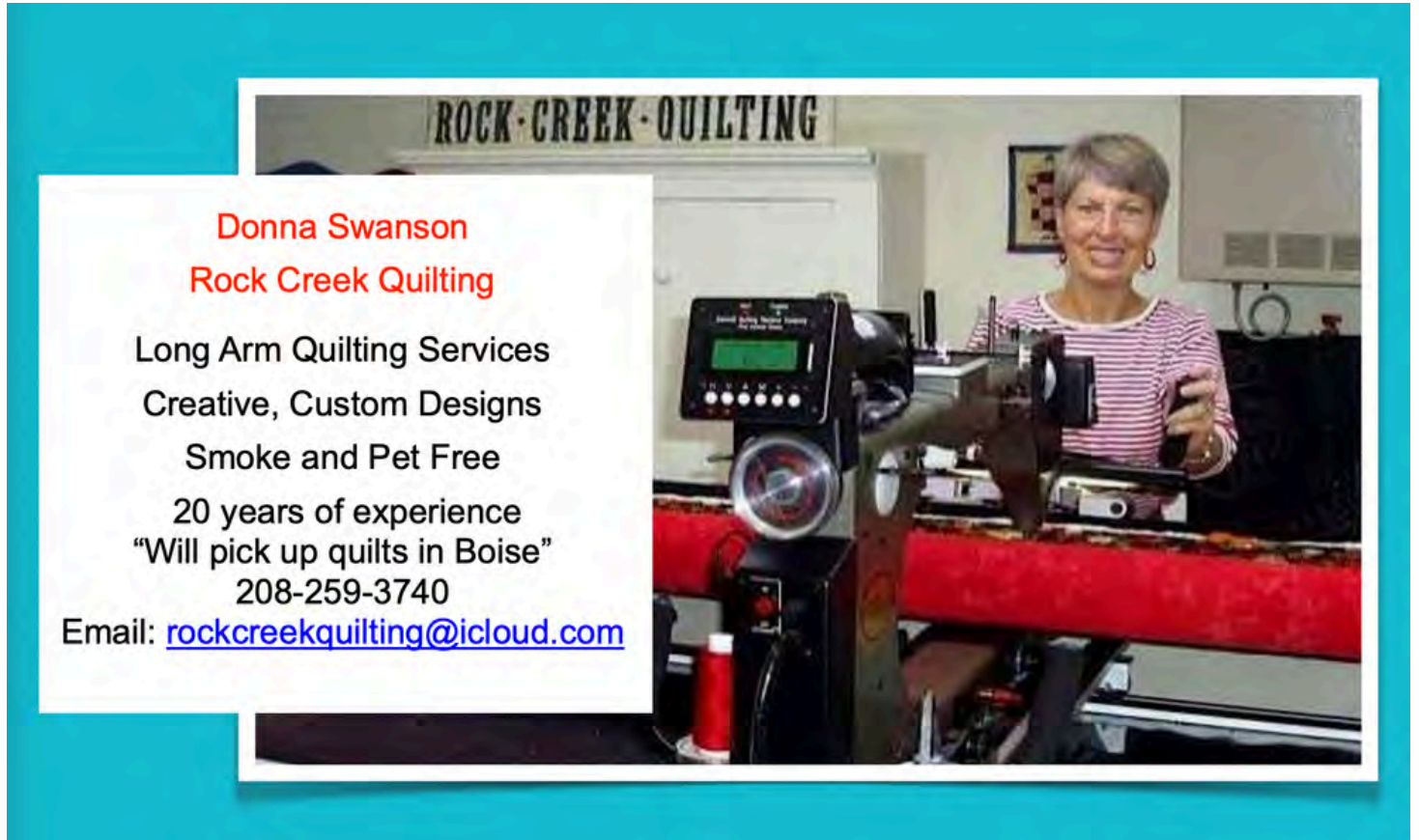
David & Wendy Fisher • Meridian, Idaho

503.936.1630

[Brownbearquiltingservices@gmail.com](mailto:Brownbearquiltingservices@gmail.com)

[BrownBearQuiltingServices.com](http://BrownBearQuiltingServices.com)

# ADVERTISEMENTS



**Donna Swanson**  
**Rock Creek Quilting**

Long Arm Quilting Services  
Creative, Custom Designs  
Smoke and Pet Free  
20 years of experience  
"Will pick up quilts in Boise"  
208-259-3740  
Email: [rockcreekquilting@icloud.com](mailto:rockcreekquilting@icloud.com)

**My Quilting Corner**  
7911 W Ustick Rd, Boise  
M-F 10am-5pm  
208-336-5566  
[www.quiltsonthecorner.com](http://www.quiltsonthecorner.com)



- **Wide Back Fabric Bundles**
- **Rolls of Batting at Wholesale Prices**
- **Longarm Machine Rental**
- **Innovatech & Superior Thread**



**Let us Quilt for You!**

Two Week Turnaround

Lots of designs to choose from

Competitive Prices



**INNOVA machine sales & service**



Come Join Us!



**In the last 2.5 years we have awarded 372 quilts to local veterans !**

**We meet on the first Friday of each month.  
10am-4pm**

**Pleasant Ridge Grange Hall  
18514 Upper Pleasant Ridge Rd.  
Caldwell, Idaho**

**We also meet on the first Tuesday of each month.  
10am- 3 pm**

**JK Quilts  
4924 North Elsinore Ave  
Meridian, Idaho**

**Canyon County Idaho Quilts of Valor**

**We currently have 96 veterans in the que waiting for quilts. If you would like to donate a red, white and blue quilt top (no smaller than 65X70), we can use your help!**



**Scan this code to open our page!**

**QUESTIONS: EMAIL  
CanyonCountyIdahoQOV@gmail.com  
Sue Laird - 208-899-5238**


Please join us for fun times and a worthwhile cause!

# ADVERTISE WITH US

Reach 1400 Quilty Subscribers


## Subscription Plan Rates

Quarter Page




- ✓ Member \$10.00 / Month
- ✓ Non-Member \$20.00 / Month

Half Page



- ✓ Member \$20.00 / Month
- ✓ Non-Member \$40.00 / Month

Full Page



- ✓ Member \$40.00 / Month
- ✓ Non-Member \$80.00 / Month

**Become a Member**

Advertisement Inquiries

✉ [Newsletter@boisebasinquilters.org](mailto:Newsletter@boisebasinquilters.org)

Notes


Submissions are due the 3rd Thursday of the each month.  
No newsletters are published in December or July.  
Additional Cost of \$20 if we build your ad.



**BOISE BASIN  
QUILTERS GUILD**

May 2026 | Boise Basin Quilters Guild

Tropical Turquoise | Diane Kane



**BOISE BASIN  
QUILTERS GUILD**