



BOISE BASIN QUILTERS GUILD



EARLY WORK BY MAUREEN STEVENS - RICHARD'S BABY QUILT



INSIDE: UPCOMING GUILD ACTIVITIES,
WORKSHOPS AND SCHOOLHOUSES

A QUILT STORY
WAYS TO GET INVOLVED!

Table of Contents



02	GENERAL GUILD INFORMATION
04	A WORD FROM YOUR PRESIDENT Time to Volunteer!
06	PROGRAMS + WORKSHOPS April Program, Upcoming Workshops, and New Meeting Activities + Special Features this Month
15	SCHOOLHOUSE Upcoming School Houses and a Workshop Gallery in Review
17	COMMITTEE UPDATES Fat Quarter Exchange, Small Groups, Show + Tell, Newsletter
30	ANNOUNCEMENTS + ADVERTISEMENTS Be in the Know and Check Out Quilty Goods and Services





PRESIDENT
JANICE ATKINS-NEVA



VICE PRESIDENT
VACANT - THIS COULD BE YOU!



TREASURER
AMANDA BRUESCH

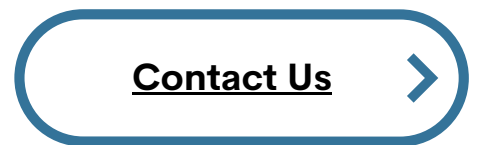


RECORDING SECRETARY
LAURA COE



QUILT SHOW
PENDING APPOINTMENT COMING

Your 2026 Elected Officers





A Word from Your President

To My Fellow Quilters,

With Spring officially here, we often think about spring cleaning. Clearing out those closets, the junk drawers, maybe even our sewing room. We, as a guild, will be doing some spring cleaning later this month as our storage shed is bursting at its seams. We'll be doing some purging as much of what's stored there is no longer being used. Anyone is welcome to join us April 25th at 10 am in the back parking lot of the Church of Christ, weather permitting. Please email president@boisebasingquilters.org if you plan to help.

When we purge unnecessary items from our lives, not only do we enjoy physical freedom, but we often can also celebrate the freeing spirit, cleansing our minds of burdens. A quote by Gretchen Ruben says, "Outer order contributes to inner calm". Hearing that makes me what to take the time to clear off my very cluttered desk. Hopefully it will inspire you to tackle whatever mess is in front of you.

But while we take time to purge during the Spring, I invite you to take some time to Splurge as well. New fabric comes to mind. I recently returned from a college reunion in Missouri. I scheduled my trip so I could visit Hamilton, home to Missouri Star Quilt Company. Yes, I splurged a bit, justifying my fabric purchases as fabrics I might use for our upcoming Schoolhouse on 4 Patch Posies. With the Treasure Shop Hop just around the corner, followed by the Quilt, Craft and Sewing Festival, do some purging now if you can so you can splurge during those events. And please, sign up to help sell raffle tickets during both events. We'll all benefit when you do!

Happy Quilting,
Janice

Janice Atkins-Neva

GUILD PRESIDENT



IDAHO WILD BY KAREN FALVEY

GUILD MEETINGS

BOISE BASIN QUILTERS GUILD

We open at 6:30pm for members to explore the fellowship hall tables.

7:00pm

Third Thursday of Each Month
Except July + December

BOISE CHURCH OF CHRIST
2000 N. ELDORADO STREET
BOISE, IDAHO

APRIL

Featured Program Speaker

DEBORAH BOSCHERT

The Zoom Program at the 4/16, 2026 meeting will feature Deborah Boschert's fabulous art

quilting. Her presentation "Captivating Compositions" is a lively introduction to design and

composition and how to use that for inspiration for your art quilts.

She is an artist, author and teacher and lives in Lewisville, Texas. She creates art quilt collages with layers of fabric, paint and stitching. Her artwork makes a visual impact from across the room and offers intimate, personal details upon close viewing. Deborah's

art quilt collages often include personal symbols like ladders, chairs and bowls. The shapes, compositions, lines and textures in her work serve as metaphors for ideas and themes including growth, transition, rest and curiosity. Deborah is the author of *Art Quilt Collage: A Creative Journey in Fabric, Paint and Stitch*. She has appeared on *Quilting Arts TV* and *The Quilt Show* and is published in several books and magazines.



[Deborah's Website](#)

Quilt Show

JOIN OUR TEAM



Join our Quilt Show Committee!

Meetings are held every 4th Thursday of the month at 7 pm at Boise Church of Christ (no meeting in July).

Darlene Grunberg had to resign due to a major shift in her employment. The board will ratify Lisa Malaniak's appointment as chair at our next meeting. Meanwhile, additional committee members are needed for:

- Quilt Show Secretary
- Demonstrations
- Exhibits
- Raffle Quilt Tour for the 2026 quilt
- Gift Garden Co-Chair.
- Door Prize Co-Chair

If you're interested in learning more or volunteering, please reach out to Lisa

[Click Here to Email Us](#)



Volunteer to Sell Raffle Tickets @ Shop Hop

Sell Raffle Tickets at two upcoming events. Treasure Shop Hop is April 23rd thru May 2nd. Boise Basin Quilters will be selling tickets at JK Quilts this year.

[Sign Up for JK Quilts By Clicking Here](#)

[Shop Hop General Website](#)





Quilt, Craft & Sewing Festivals

A Shoppers Paradise for Quilting, Sewing & Craft Supplies

**FREE SHOW & PARKING @ EXPO IDAHO- MAY 7-9th!
BIGGER, BETTER & MORE OF EVERYTHING YOU LOVE!**

JoAnns is closed, but we are ready to help you!

HUGE SHOW, NEW vendors, FREE close parking!

\$500 cash given out daily at 9:45 AM in the LOBBY!

Volunteer to Sell Raffle Tickets @ Quilt Craft + Sewing Festival

We will be selling tickets at The Quilt Craft and Sew Festival at Expo Idaho May 7th thru May 9th. Help is also needed on Wednesday to hang quilts made by BBQ members.

Sign Up for Quilt, Craft, + Sew By Clicking Here

Quilt, Craft + Sew Festival Website

**EXTRA-SPECIAL SAVINGS
JUST FOR YOU!**

FREE ADMISSION
Quilt, Craft & Sewing Festival
Boise, ID

ADMISSION COUPON
NOT REQUIRED

Cyanotype Printing Workshop

JUNE 27, 2026
10:00AM - 3:30PM

[Register Today](#)

USE THE SUN TO MAKE PRINTS ON FABRIC FOR YOUR ART QUILTS

Treasure Valley artist, Jessie Swimeley, will guide you students through the process of using CYANOTYPE – an historic photographic process that can be applied to fabric or paper. Cyanotype creates beautiful blue and white prints using UV radiation (the sun) and the shadows of objects like leaves, lace, keys, small trinkets, or large format negatives such as photographs. It is an easy to learn and fun process that brings creativity and your own special magic to quilting projects.

You will learn the basics of cyanotype printing including the chemistry used, how it works on different surfaces, and composition. You may choose to use your own photographic negatives or to use a variety of organic materials in your creations. You will walk away with several of your own prints that can become a quilt block or be added to other projects.

Please Note: that Cyanotype is best suited for art quilts. The images you create will degrade if they are washed or come into frequent contact with the oils from skin.

Register on the website \$45 with additional \$10 kit fee





READY TO JOIN AN AMAZING COMMUNITY?



**BBQ MEMBERSHIP
ONLY \$35 / YEAR**

JOIN OR RENEW NOW!

Guild Member Accepted to Paducah

Madeline Trainor here. It was 25 years ago that I attended the big quilt show in Kentucky. I told myself that I would have a quilt in that show. I didn't realize then how long it would take me to achieve that goal. So, after receiving the National Association of Certified Quilt Judges Award of Recognition for my miniature quilt at our quilt show last fall, I entered "Americana, Baby!" in the AQS Quilt Week in Paducah, Kentucky. It was accepted as a semi-finalist and it will be hanging there April 22-25. If you will be attending this show, keep a lookout for my quilt and take a photo for me.



Part I

Where the Wild Things Are - A Quilt Story

By Shelley Letsinger

Last Fall I retired. With no more "busy with work" excuses, I was determined to work on a quilting challenge. For the challenge I chose, the theme this year was "story time" and one of my favorite stories is Maury Sendak's book *Where The Wild Things Are*.





TECHNIQUES

- Raw edge appliqué
- Custom machine stitching
- Hand stitching (wild things face and upper body texture)
- Machine embroidery pattern (pebble texture)
- Couching (boys tail)
- Hand drawing (shadow & hairy details)
 - Fabric Inktense pencil drawing
 - Permanent Sharpie fine tip marker

EMBELLISHMENTS

- wool yarn in mane,
- fabricated flower buds,
- hand dyed yarn in mane,
- boys tail and plant.

Part III



Part of the challenge is to use only use a specific line of fabrics to create the piece. In my design based closely on Sendak's book, I kept the background simple, but made sure it felt like it was an island with fantastic plants and trees.



Part IV

The boy king is simple. The wild thing was the most time-consuming and fun to create. I put details sewn by hand and by machine into it. The mane of the character is made from Irish wool yarn that I purchased years ago in Dingle, Ireland. I'm glad I had some left to use as it really fits into the piece.

APRIL 18, 2026
9:30AM-4:30PM

Upcoming Schoolhouse

4-PATCH POSIE WITH DIANNE KANE



Are you ready for some surprises? Like a simplified form of stack-n-whack, this technique will create surprising new blocks, each with its own special design. It's as satisfying and addictive as eating a box of chocolates, because every block you make will automatically create four design options and you'll get to choose your favorite!

Because you'll be making 4-patches, the process will go pretty quickly, and it's likely that you'll get many of the blocks made during our sewing time. We'll also talk about how you can set and lay out the blocks: for example, with or without sashing or borders; on-point; with mitered strips on 2 sides; courthouse steps; and more. This is a technique that you'll want to use again and again – just because each block is a pleasant surprise!

The class costs \$15 and will be held at Boise Rigging Supply. To register, or for more information, please [visit our website](#).

[Register Here](#)

Schoolhouse Gallery

SEEKING SUNFLOWERS WITH BACKY KINZER



If anyone would like to make a block to contribute to the Ukraine project, it's not too late . . . Becky will be collecting them until the end of September. Any cheerful 12 1/2" block (12" finished) will be accepted, but blocks featuring sunflowers (the symbol of Ukraine) and blue and yellow (the country's official colors) are preferred. Blocks can be handed in at either the Programs table or the Schoolhouse table at any guild meeting. Those who are not local may prefer to mail their blocks directly to [Wrap the World with Quilts](#) at 1881 W Traverse Pkwy Suite E-419 Lehi UT 84043.



Help with Newsletter Production

LEARN HOW THE NEWSLETTER IS PRODUCED
AND BECOME A SECTION EDITOR!

Brice McLaughlin is retiring from newsletter production come July!

In order to assure a smooth transition and uninterrupted publication, we are asking for volunteers to form a newsletter committee. When you are in charge of the whole thing, it can be quite daunting, but creating a page each month is much more manageable, especially with friends.

The entire newsletter template is set up in an online program called CANVA. It is an incredibly user-friendly application that requires only the click of a mouse and the ability to cut, paste, and search. Anyone can learn!

Once we have a few interested guild members, Brice will hold a training session (or two) to help get newsletter producers up to speed and figure out a process that works for everyone! We will put together the May and June newsletters all together and Brice will then be available for questions whenever needed.

Email Graphicdesign@boisebasinquilters.org if you are interested in joining the team and learning a pretty cool new skill!



Sew Day in Review

We had nine people come to sew pillowcases on Friday, March 27th. Although we were a small group, we completed 71 pillowcases. I am always grateful for those that come to help out; many hands make light work. We STILL have pillowcase kits to sew!



Show + Tell



April Show + Tell | Unconventional Materials

Show & Tell is one of the highlights of each guild meeting, and we'd love to see what you've been working on! The themes are simply for inspiration, so bring along your quilts whether they fit the theme or not! We enjoy seeing brand-new finishes, works in progress, and even treasured quilts you made years ago. Every quilt has a story, and sharing them sparks ideas, encouragement, and creativity for everyone in the room. So please don't be shy—bring a quilt (or two!) and share your creativity with the guild!

Don't forget to print & complete your Show & Tell registration prior to the meeting.

[Type and Print Registration Form Here](#)

UPCOMING THEMES FOR 2026

April - Unconventional Materials

May - Stripes

June - Semiquincentennial

July - No Meeting

August - Books + Reading

September - Trees + Leaves

October - Jelly Roll Quilts

November - Paper Pieced

December - No Meeting

Fat Quarter Exchange



April Exchange | Bold Florals

The Fat Quarter Exchange is a fun part of our monthly quilt guild meeting! It's a simple yet delightful way to share fabrics and spark creativity. Each month, members bring in a fabric fat quarter (a 18" x 22" piece of fabric), and in return, they get to put their name into the raffle. When the drawing takes place, the lucky winner or winners receive a whole stack of fat quarters that match the theme of the month. Whether it's bright florals, cozy plaids, or bold solids, it's always a surprise and a great way to build up a fabric stash with new and inspiring materials.

This exchange is meant to encourage everyone to participate, regardless of skill level, and to have fun with the process. Who doesn't love the thrill of winning a beautiful collection of fabrics that might just spark a new creative venture? So, bring your fat quarter, take a chance, and join the fun!

Upcoming exchanges are below

UPCOMING EXCHANGES FOR 2025/2026

April - Bold Florals

May - Small Florals

June - Geometrics, Dots, and Stripes

Special Projects

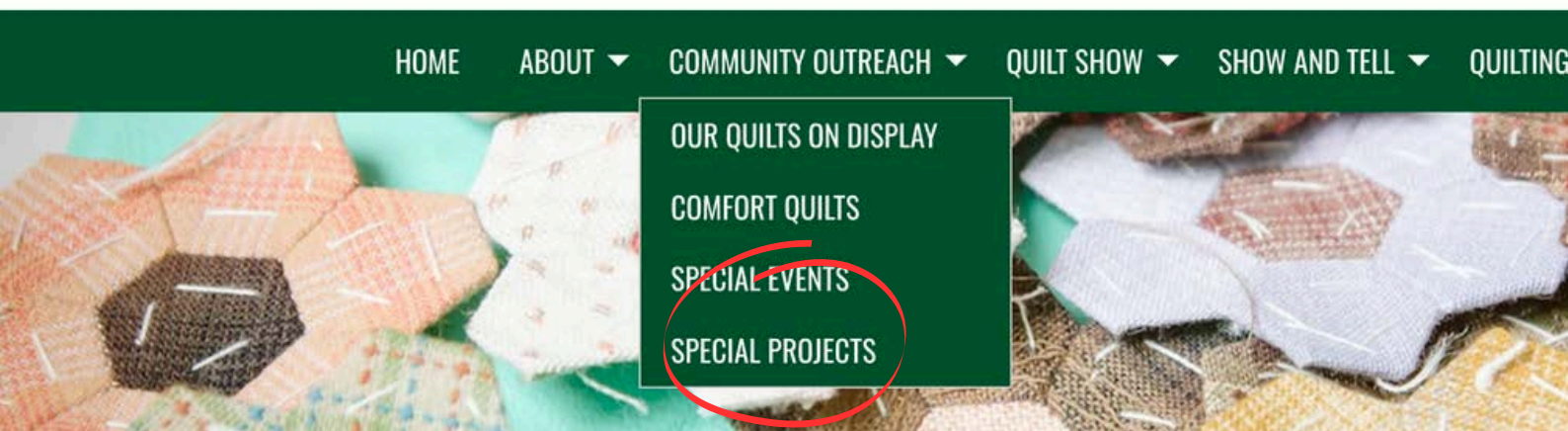
On April 1st, we donated 133 pillowcases and 100 Pretty Pockets to St Luke's Foundation. They were very glad to get such a generous donation.

If you missed the Sew Day, stop by the Special Projects table to pick up some kits to take home and sew. In addition to pillowcases, we have kits for Pretty Pockets, Chemo Caps, Port-a-Cath Pillows, and Christmas Stockings.

All the instructions for these Special Projects can be found on the BBQ website, under Community Outreach, Special Projects.

Carol Bearce, Coordinator

Website Navigation to Special Projects



SMALL GROUPS

Please register your group today by emailing Linda Sturm at smallgroups@boisebasinquilters.org. Include the name of a BBQ member willing to serve as the contact for your group, group focus, and if you are accepting new members. Include information about your meeting location and schedule.



Boise Peace Quilt Project

Contact: Karen Falvey *
Location: Member Homes
Day: Usually 1st & 3rd Tuesdays
Time: 2pm
Focus: Social Justice

Boise Rip 'n Stitch

Contact: Janice Black *
Location: Boise Rigging Supply,
6750 W. Victory Rd., Boise
Day: Second Saturday of most months
Time: 10:00 am
Focus: Eclectic Show & Tell

Canyon County Idaho Quilts of Valor

Contact: Sue Laird *
208-899-5238;
CanyonCountyIdahoQOV@gmail.com
Location: Pleasant Ridge Grange
18514 Upper Pleasant Ridge Road, Caldwell
Day: 1st Friday of each month
Time: 10am – 4pm
Focus: Quilts of Valor

Star Quilters

Contact: Kathy England *
Location: Star Library
Day: Tuesdays
Time: 10:30 am to 1:30 pm (June until school starts in August) then 12:00 pm to 3:00 pm
Focus: General Quilting

Quilts of Valor Quiltmakers

Contact: Nancy England *
Location: Veterans Memorial Hall,
22 West Broadway, Meridian
Day: 2nd Wednesday
Time: 1:00pm – 4:00pm
Focus: Quilts of Valor

Stash House Quilting

Contact: Jessi Shaw *
Location: Middleton, Member Home
Day: 3rd Saturday
Time: 10am – 5pm
Focus: Comfort Quilts

Stitchin' Sisters of the Treasure Valley


Contact: Lois Alice *
Location: Caldwell Email
ssoftreasurevalley@gmail.com for location information
Day: 1st & 3rd Fridays 9–4:00 (open sew days)
Focus: projects, quilts for Canyon County children in foster care, socializing, sharing.

Treasure Valley Applique Society

Contact: Mary Mangum, Esther Kleinkauf *
Location: Library! at Cole & Ustick, Boise Sagebrush Room
Day: 2nd Wednesday
Time: 1:00 pm
Focus: Applique

Stories to Stitches

Contact: Dianne Kane *
Focus: Create quilts inspired by books.
Location: Nampa Public Library, Member Homes
Day + Time: 4th Thursdays @ 1pm
We would be happy to help you start your own book-to-quilt group.



Revived/Revised Block of the Month

It's time to dive into some mystery, creativity, and adventure in this fresh twist on our traditional guild block of the month program! Here's how it works:

1. Pick your Challenge Fabric & get your first two patterns!

Stop by our table in the Fellowship Hall at this Thursday's meeting to choose 1 yard of fabric to feature in your very own 44" x 58" lap quilt! This will be your Challenge fabric and you will build your quilt around it! We've got a fun mix of options—from classic solids to quirky novelty prints (if you're feeling bold!). For those of you up for a real mystery, we'll even have a few surprise bundles to add a little extra thrill to the challenge.

Cost is only \$7.00, which covers 1 yard of fabric and all 12 block patterns, distributed 2 per month thru the remainder of the year. This breaks down to just \$1 per month. What a deal!

2. Select your coordinating fabrics.

This is your chance to raid your fabric stash! Or, if you prefer, a perfect excuse to go fabric shopping! You'll need a background fabric (2 yards) and two accent fabrics (1/2 yard each). Or just clean out your scrap bin.

3. Sew your blocks and show off your progress.

Bring your finished blocks to the next guild meeting so we can all share in the excitement and cheer each other on.

Dress to Impress @ April's Guild Meeting

Wear a favorite outfit to April's meeting. We will be taking photos for guild members who do not have their picture in the directory.

Shed Cleanout Day

Saturday, April 25th 10 am in the parking lot behind the church. Weather permitting, please email president@boisebasinquilters.org if you are available to help.

Meeting Activities



HELP DESK

Do you have a project sitting around that you just don't know what to do with? Maybe you're stuck trying to decipher a pattern. Or you're just not sure what fabrics to use for a border. You've finished a top but can't decide how to quilt it. Bring your project to the Help Desk and let your fellow guild members help you get back on track. **Improved process** – *add your name and what you want help with to the box. They will be read at the beginning of the meeting, then be sure to hang out at the Help Desk during the break so those with ideas for you can find you. We are a great community with lots of expertise, lets share it with each other.*



PROJECT ON A PAGE

While our Block of the Month program continues its hiatus, look for a new activity, "Project on a Page". Each meeting, a small project will be displayed, something you can put together with leftover fabrics in a short amount of time. A sample will be on display along with a (hopefully) one page instruction sheet. Take the sheet home, bring your project back the following month for a group photo and a chance to win a small prize. **This month's project is a business card/gift card holder. Don't forget to bring back your triangle pouch for a shot at a prize!**

MEMBERSHIP BENEFITS



- △△ Presentations + workshops by national and local artists.
- △△ Discounted quilt entries into annual quilt show.
- △△ Access to an extensive quilting library of books, patterns, and templates.
- △△ Community! Participate in programming, projects, small groups, and even become a part of our leadership team!
- △△ Affordable classes for beginning to advanced quilters.



FOLLOW US ON FACEBOOK

Did you know the Boise Basin Quilters Guild has a vibrant and lively Facebook page? If you are active on Facebook, we'd love you to follow us to stay up-to-date on info about current guild activities, speakers, classes, and other things of interest to quilters.



[FOLLOW THE BBQ FACEBOOK PAGE HERE](#)



Help Us Dress our Miracle Bears!

Calling all crafters, quilters, sewers, and crocheters!

At **St. Luke's Children's** signature fundraiser, **Kid For A Night**, guests can purchase a Miracle Bear and choose to keep it or donate it back to be gifted to a child in our care. Most donors choose to give their bear back, allowing our staff to personally deliver them to pediatric patients and spark moments of joy.

Each bear outfit is lovingly handcrafted by community volunteers using crochet, sewing, fabric, tulle, and other creative materials. Costumes may include securely attached accessories like hats or headpieces that are safe for young children.

We need your help creating this year's Miracle Bears! Our 2026 theme is **Superheroes**, and we would love costumes that bring the theme to life. Completed bears and outfits can be dropped off at our Foundation Office (400 S. Broadway Ave) by **Friday, April 17**. If you would like to pick up a bear to design the outfit directly on, please contact us.

Superhero Outfit Ideas

Superman • Batman • Wonder Woman • Flash • Green Lantern • Aquaman • Supergirl • Spider-Man • Captain America • Iron Man • Hulk • Thor • Black Panther • Captain Marvel • Ant-Man


Other Ideas We Love

Community Helper Bears: Firefighter, Police Officer, Doctor, and other everyday heroes
University Bears: University of Idaho, Boise State, Idaho State University, College of Western Idaho

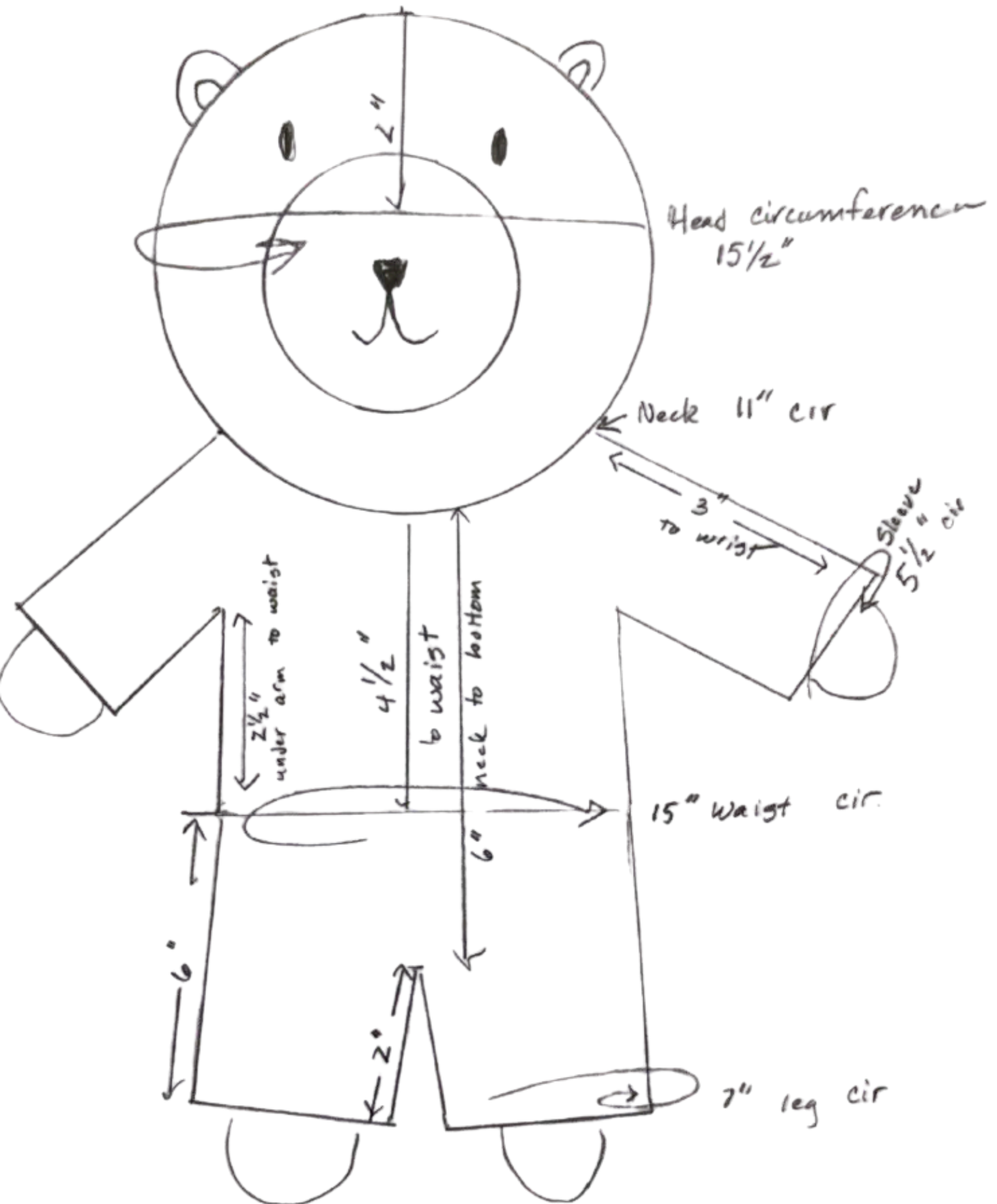
Your creativity helps make this tradition possible and brings comfort to kids when they need it most. Thank you for helping us make magic.

Questions or interested in supporting? Please contact:

- **Jenna Rawson**
 - rawsonj@slhs.org
 - 208-381-1163
- **Amanda Pearson**
 - pearsoam@slhs.org
 - (208) 381-2123



Teddy Bear Measurements



Long Arm Quilting

- **Competitive Pricing**
- **Batting Options**
- **Large Pantograph catalogue**
- **Custom Quilt Design**

**Sweet
Pea** 

DESIGN COMPANY

Amanda Oros

(208) 340-0030

www.sweetpeadesigncompany.com

ADVERTISEMENTS

Search SEARCH 📌 📱 📷



BOISE BASIN QUILTERS GUILD

MEMBER LOG IN

Need a T-shirt quilt made?

Need vintage quilt repairs?

DID YOU KNOW?

Guild members are offering their services to the public.

Go to our website:

www.boisebasinquilters.org and look for “Quilting Services” or

Click [HERE](#) to get more information

QUILTING RESOURCES ▾

CLASSES/LECTURES

QUILT SHOPS

SMALL QUILT GROUPS

OTHER QUILTING
RESOURCES

REGIONAL QUILT SHOWS

QUILTING SERVICES

DONATIONS

Brown Bear Quilting Services



Specializing in Edge to Edge
Longarm Quilting

Providing quick and professional service

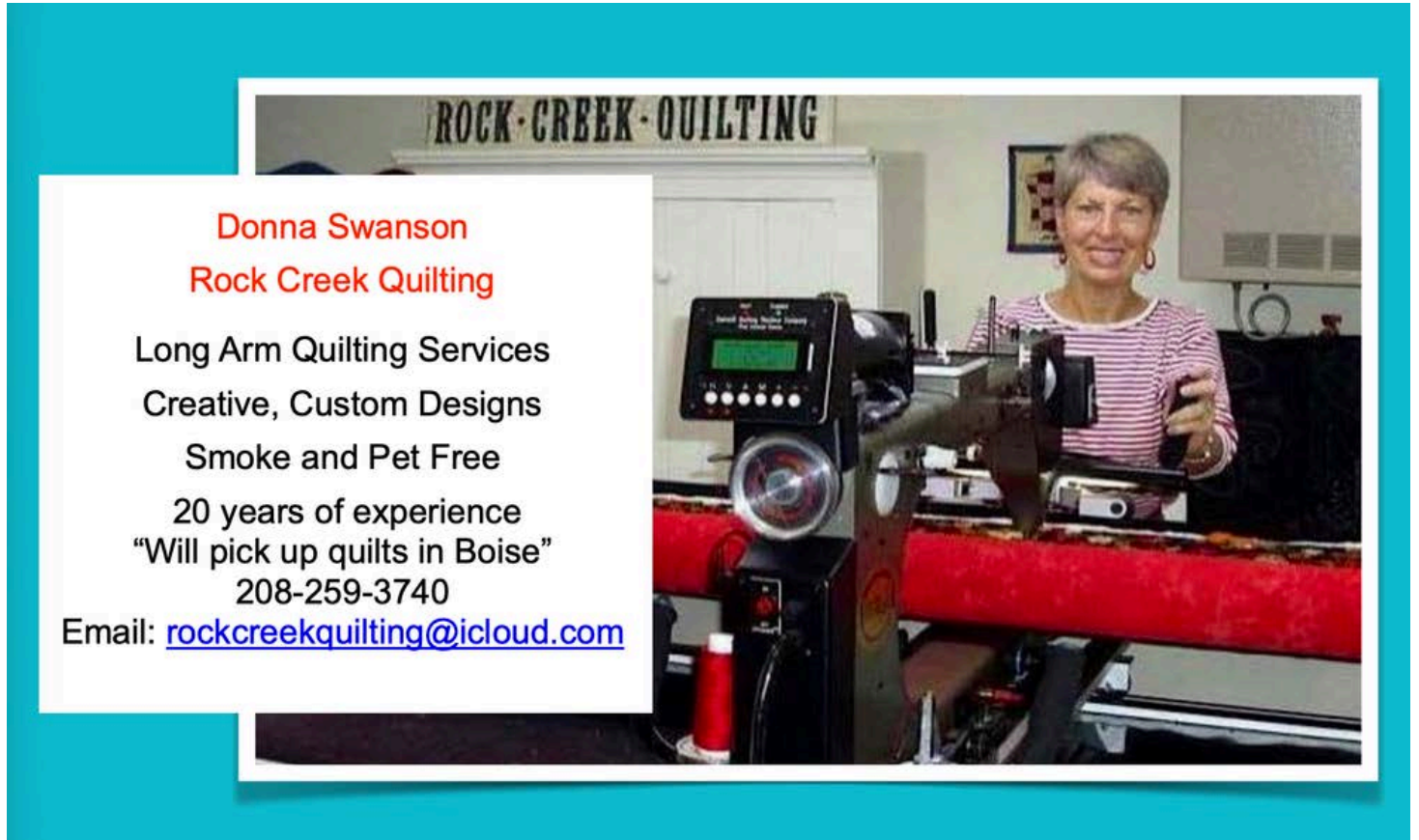
David & Wendy Fisher • Meridian, Idaho

503.936.1630

Brownbearquiltingservices@gmail.com

BrownBearQuiltingServices.com

ADVERTISEMENTS



Donna Swanson
Rock Creek Quilting

Long Arm Quilting Services
 Creative, Custom Designs
 Smoke and Pet Free
 20 years of experience
 "Will pick up quilts in Boise"
 208-259-3740
 Email: rockcreekquilting@icloud.com

My Quilting Corner
 7911 W Ustick Rd, Boise
 M-F 10am-5pm
 208-336-5566
www.quiltsonthecorner.com



- **Wide Back Fabric Bundles**
- **Rolls of Batting at Wholesale Prices**
- **Longarm Machine Rental**
- **Innovatech & Superior Thread**



Let us Quilt for You!

Two Week Turnaround

Lots of designs to choose from

Competitive Prices



INNOVA machine sales & service




Come Join Us!



In the last 2.5 years we have awarded 372 quilts to local veterans !

**We meet on the first Friday of each month.
10am-4pm**

**Pleasant Ridge Grange Hall
18514 Upper Pleasant Ridge Rd.
Caldwell, Idaho**

**We also meet on the first Tuesday of each month.
10am- 3 pm**

**JK Quilts
4924 North Elsinore Ave
Meridian, Idaho**

Canyon County Idaho Quilts of Valor

We currently have 96 veterans in the que waiting for quilts. If you would like to donate a red, white and blue quilt top (no smaller than 65X70), we can use your help!



Scan this code to open our page!

**QUESTIONS: EMAIL
CanyonCountyIdahoQOV@gmail.com
Sue Laird - 208-899-5238**


Please join us for fun times and a worthwhile cause!

ADVERTISE WITH US

Reach 1400 Quilty Subscribers


Subscription Plan Rates

Quarter Page




- ✓ Member \$10.00 / Month
- ✓ Non-Member \$20.00 / Month

Half Page



- ✓ Member \$20.00 / Month
- ✓ Non-Member \$40.00 / Month

Full Page



- ✓ Member \$40.00 / Month
- ✓ Non-Member \$80.00 / Month

Become a Member

Advertisement Inquiries

✉ Newsletter@boisebasinquilters.org

Notes


Submissions are due the 3rd Thursday of the each month.
No newsletters are published in December or July.
Additional Cost of \$20 if we build your ad.



**BOISE BASIN
QUILTERS GUILD**

April 2026 | Boise Basin Quilters Guild

Tropical Turquoise | Diane Kane



**BOISE BASIN
QUILTERS GUILD**