



BOISE BASIN QUILTERS GUILD



SWALLOW SWELL - TOP AND QUILTING BY LAURA NEWTON (PATTERN FROM FONS & PORTER LOVE OF QUILTING MAGAZINE MAR 22)

INSIDE: UPCOMING GUILD ACTIVITIES,
WORKSHOPS AND SCHOOLHOUSES

VIRTUAL JANUARY MEETING
WITH KAREN ECKMEIER

Table of Contents

02	GENERAL GUILD INFORMATION
05	A WORD FROM YOUR PRESIDENT + RENEW YOUR MEMBERSHIP! Happy New Year
07	PROGRAMS + WORKSHOPS January Program, Upcoming Workshops
12	SCHOOLHOUSE Upcoming School Houses and Gallery Reviews
17	COMMITTEE UPDATES Fat Quarter Exchange + Small Groups, New Programs Committee
28	ADVERTISEMENTS Check Out Quilty Goods and Services



PRESIDENT

JANICE ATKINS-NEVA



VICE PRESIDENT

DARLENE GRUNBERG



TREASURER

AMANDA BRUESCH



RECORDING SECRETARY

LAURA COE



QUILT SHOW

STACY SPAULDING

Your 2026 Elected Officers

[Contact Us](#)





MEMORIES OF MOM'S TATTING | LOIS JOHNSON

GUILD MEETINGS

BOISE BASIN QUILTERS GUILD

We open at 6:30pm for members to explore the fellowship hall tables.

7:00pm

Third Thursday of Each Month
Except July + December

BOISE CHURCH OF CHRIST
2000 N. ELDORADO STREET
BOISE, IDAHO



A Word from Your President

Dear Guild Members,

It's a great honor to step into the role of President of our quilt guild. I'm humbled by your confidence in me, and while I'll admit I'm approaching this with some apprehension, I'm also excited to lead this wonderful community of creators. When I joined Boise Basin Quilters, just before the COVID shutdown, I had no expectations of serving in guild leadership. Seeing how this is a creative, generous, and inspiring place for all quilters, regardless of our quilting ability, I'm happy to step forward and appreciate this opportunity.

One of my first goals is to encourage each of you to get involved in whatever way feels right for you. There are numerous opportunities to volunteer, Boise Basin Quilters works better when more people step up, volunteer, share their ideas and their knowledge. Your ideas and energy shape our future. So please share your ideas, whether it be program suggestions, schoolhouse opportunities, meeting activities, or a special event. Raise your hand or send an email and let us know what you'd like to see from your guild.

Speaking of sharing your quilting knowledge, I'm introducing a new meeting activity for our in-person meetings, a HELP DESK. This is a two-way street. If you're struggling with a pattern, need help with fabric selection, or need ideas on the quilting, bring your project to our meetings. Watch for a table, take a seat if you need help. Stroll by and offer your suggestions if you can.

I'd like to take a minute to thank those who graciously served the guild this past year. Past officers and past committee members, your efforts have kept this guild thriving. You've strengthened the foundation we enjoy today, and we are all deeply grateful.

I'm excited to see what 2026 will bring for our guild. Thank you for trusting me with this role, and I look forward to working alongside all of you in the months ahead.

Janice Atkins-Neva

GUILD PRESIDENT



It's Time to Renew Your MEMBERSHIP!

Click Here to Renew or Join Today!

Thank you to those of you who have already renewed for 2026!

Continue to enjoy all of the benefits of membership:

- Presentations / workshops by national and local artists
- Access to a secure website with newsletter archives
- An up-to-date membership directory
- Entry of quilts into our annual quilt show at a discount
- Free access to an extensive print library with books, patterns, and templates
- Inclusion in a variety of guild projects and activities
- affordable classes for beginning quilters
- Free downloadable block patterns
- And more!

Remember: All Memberships Expired on 12/31/2025

Three Options for Renewal on the BBQ Website (Link Above)

- Join or rejoin using the "New Membership Application" online form.
- Select "membership application form to print" and bring it filled out to our next meeting with a check for \$35
- Select "membership application form to print" and mail it along with your check for \$35 to - Boise Basin Quilters PO Box 4434, Boise, ID 83711-4434

NEED HELP? EMAIL WEBSITE@BOISEBASINQUILTERS.ORG

JANUARY

Featured Program Speaker

Karen Eckmeier

Note: January's meeting will be strictly virtual!

"Happy Villages and Accidental Landscapes." Karen Eckmeier, our January guest speaker, describes herself as "compelled to create." Creating gives her energy and she wants to share that energy with others. Her art is happy and upbeat, concentrating on the positive and whimsical side of life.

In her lighthearted and informative Zoom presentation, she will share two totally different techniques with the same fun results! Two favorite approaches to playing with fabrics are fabric collage (the focus of her book Happy Villages) and layered/topstitching (the technique featured in her book Accidental Landscapes). This presentation will show you how the techniques evolved and will inspire you to try fabric collage or layered/topstitching in your own creations.

[Artist Website](#)



Expanded & Updated Edition

Happy Villages™

Step into a Fabric Collage Adventure!



Karen Eckmeier

JANUARY 17, 2026

Upcoming Workshop

KAREN ECKMEIER

ACCIDENTAL LANDSCAPES: MOUNTAIN VIEWS



In addition to January's featured speaker, Karen will also be teaching a ZOOM workshop for us: Accidental Landscapes, Mountain Views from 9:30–12:30 on Saturday, Jan. 17th.

In this fun little workshop, you'll use Karen's layered topstitching technique to create a surprisingly simple quilted scene of approximately 9" x 12". Gentle rolling hills of green fabric strips combine with distant peaks to create peaceful vistas. Include a lake or a field of wildflowers-- the variations are endless! You will also learn how to embellish the landscape with beads, yarn and Angelina fibers to give it sparkle.

\$25 registration is now open on our website to guild members and the public alike.



[Artist's YouTube](#)

[Register Here](#)

FEBRUARY 26, 2026

Upcoming Workshop

LISA FLOWERS ROSS

Registration is now open for the two-day "Abstracting from Reality" workshop that Lisa Flowers Ross will be teaching for us on February 26 and 27th, 2026.

Lisa is a celebrated textile artist who creates colorful, modern, contemporary art. **Because Lisa lives in Boise, we have the unique opportunity of being able to host this design workshop for \$100 per participant, less than half the cost that it has been offered elsewhere!**

Lisa describes her "Abstracting from Reality" workshop this way:

"Exploring different perspectives will lead to discovery of new ways of seeing. The focus of this workshop is to learn various approaches to abstraction that can be used in designing future artworks.

Using their own photos for inspiration, participants will work through several exercises on paper that explore design elements and principles such as line, shape, repetition and value. Different ways to translate these elements into fiber will be discussed.

Participants will leave with a mostly completed project using either fused fabrics or collaged papers. Hand stitching may be worked on in class, but any machine stitching and finishing will need to be completed outside of class."

The two-day workshop will be held at the Idaho State Archives Building, 2205 Old Penitentiary Road, Boise.

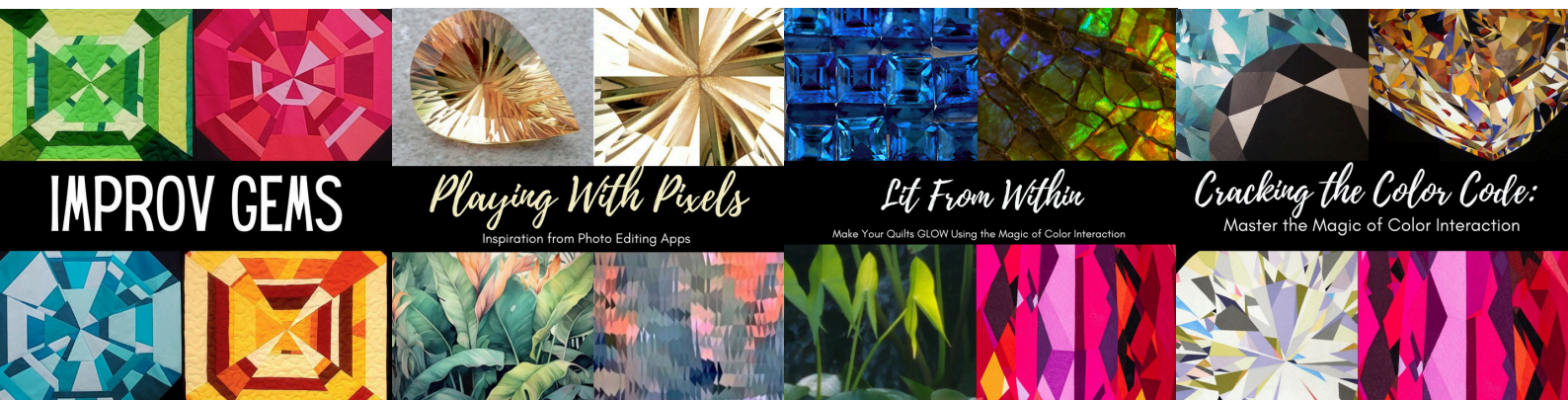
On Jan. 1st, the general public is invited to register for any remaining spots. The registration deadline (and the last day to request a refund) is Feb. 21st. To register, please visit the [BBQ website](#).



[Artist Website](#)

MARCH 2026

Workshops



Registration for all of the MJ Kinman Workshops and her "Playing with Pixels" lecture opened to both members and the general public on Jan. 1st!

Times and prices vary, but these will all be held at the Hampton Inn (Boise Spectrum), 7499 W. Overland Rd., Boise. Tickets may be purchased on the guild website.

Please note that we DO NOT RECOMMEND registering for both the full-day workshop "Cracking the Color Code" and the half-day workshop "Lit From Within," since there will be a considerable amount of overlap in the material covered.

[Register Here](#)





READY TO JOIN AN AMAZING COMMUNITY?




**BBQ MEMBERSHIP
ONLY \$35 / YEAR**

JOIN OR RENEW NOW!

JANUARY 31, 2026

Upcoming Schoolhouse

NO SEW BRAIDED RUG WITH JANICE BLACK



Janice Black, our Schoolhouse Chair, will be teaching a "No-Sew Braided Rug" class at BRS (6750 W. Victory Rd.) from 10:00-3:00 on Jan. 31st. \$15 tickets for Schoolhouse classes may be purchased on the [BBQ website](#).

Would you like to try your hand at making a small braided rug entirely from braiding, with no sewing at all involved? If so, Janice would love to share this technique with you! You'll need fabric (lots of fabric, so picking up a sheet or two at a thrift store would be a good place to start) and a pair of scissors. Please see the class description on the website for more detailed information.

[Register Here](#)

FEBRUARY 28, 2026

Upcoming Schoolhouse

QUARTERED STRIPES BABY QUILT



Barbara Doogan is teaching a class on how to create a lovely "Quartered Stripes Baby Quilt." This class is scheduled for 10:00–4:00 on Feb. 28th.



Finding a way to use striped fabrics in your quilts can be a challenge, but in this class the stripes become an integral part of the design, creating a quilt that looks much more complicated than it actually is! This can be a baby quilt or wall hanging, with the option to make it bigger. All you need is a striped fabric and a border fabric (or two). The possibilities are only limited by your imagination!

Each of the Schoolhouse classes cost \$15 and will be held at Boise Rigging Supply, 6750 W. Victory Rd., Boise.

[Register Here](#)

Appeal for Sunflowers!

SEEKING SUNFLOWERS! PLEASE JOIN IN PROVIDING ANY KIND OF SUNFLOWER BLOCK, 12 ½" SQUARE, USING PREDOMINATELY YELLOW AND BLUE TONES.

Here are some examples of sunflower blocks but please feel free to make any sunflower block of your choice. Blocks can be brought to the February or March BBQ meetings or contact programs@boisebasinquilters.org to arrange for pick up.



Your blocks will be collected by March 19, 2026 and sent to Wrap The World In Quilts. "Wrap The World In Quilts" is a non profit organization providing quilt blocks to Ukraine (yellow and blue are Ukraine's national colors).

When your blocks arrive in Ukraine they will be used to build a 1,100 meter-long quilt to stretch the length of Kyiv's main street. The blocks provided by over 36 countries will create a demonstration to symbolize unity, resilience, and peace.

The blocks will then be made into quilts for distribution to civilians and soldiers.

Thank you for sharing your talent by providing one or more sunflower blocks. Cash donations can also be included if you choose. The blocks must be ready by March 19, 2026.

-Becky Kinzer

MARCH 14, 2026

Upcoming Schoolhouse

SUNFLOWER BLOCKS AND ½ SQUARE TRIANGLE TUTORIAL

A Schoolhouse class will be held on March 14, 2026 from 1 pm to 5 pm to learn how to make either of these two sunflower blocks or both if your fabric is prepared ahead (see instructions) and you are fast at construction. Becky Kinzer will teach a method to create multiple half-square-triangles and results in a beautiful flower. The other does not use HST but makes a fast Bear Paw block that depicts a sunflower.

We hope that you will join us to learn these patterns and methods to create a sunflower block and then donate your block to Wrap The World In Quilts. This non-profit organization will send sunflower blocks to Ukraine. You may have time to make a block to take home as well. (Donated blocks must be finished by 3/19/26).

Please bring yellow, blue and any other supporting colored fabric that you choose (green, brown and white were used in these examples). Some blue and yellow fabric will be provided so feel free to come even if you do not have that fabric.

The class fee of \$15 will be donated to Wrap The World In Quilts.

Supplies Needed:

The Guild is providing fabric

Straight stitch sewing machine

Neutral Thread, a few pins


Rotary Cutter and mat

Rulers helpful are 6 ½" square and 12" or longer ruler

Pencil or chalk marker

Iron, pad and extension cord (or you can use the iron provided)

[Register Here](#)



Schoolhouse Gallery

"ORIGAMI STARS" TAUGHT BY MAUREEN STEVENS



Inheritance + Special Projects Update

During 2025, the Guild accepted donations from seven (7) families. These donations ranged from one antique quilt to dozens of yards of fabric, batting, fat quarters, thread, and notions. Here is a summary of what the Guild received:

Over 280 yards of fabric	1,000 precut squares
25 yards of batting	250 spools of thread
12 complete quilt tops	300 books and patterns
235 fat quarters	Numerous kits, assorted notions, and tools

The Guild is very grateful for all of the donations. They have been used by Comfort Quilts, Special Projects, Silent Auction and Door Prizes.

Carol Bearce

Inheritance Coordinator

Special Projects

All of you were very busy in 2025! We hosted three Sew Days to make pillowcases and members donated many more at meetings. Here is a recap of all the Special Projects donated last year.

932 Pillowcases	111 Chemo Caps
186 Port-a-Cath Pillows	127 Pretty Pockets
87 Christmas Stockings	

Thank you to everyone that has helped with these projects. As a reminder, the instructions for all of the Special Projects are on the BBQ web page under Community Outreach, Special Projects. We will have kits at the table during meetings, and you can always make these from your stash.

I look forward to seeing you at the February meeting.

Carol Bearce

Special Projects Coordinator

2026 Programs Committee

INTRODUCING THE PROGRAMS TEAM

We are very pleased to introduce the brand-new 2026 Programs Committee who will be overseeing our guild programs and workshops in 2026 and scheduling speakers and teachers for 2027! Please thank them for their effort, and help them out by passing along any promising leads that you might have for future guest speakers that you'd like to recommend!

Becky Kinzer, our incoming Programs Chair for 2026, enjoys gardening and cooking in addition to quilting and fabric collecting. She and her husband, Kraig, are retired and often travel to see their two daughters' families in addition to wherever whimsy calls them.



Tiffany Kindred will be taking on the brand-new role of Workshops Registrar. If you sign up for any of the guild's workshops this year, you will be hearing from her!

Other members of this year's committee are Melanie Sherman (who will be overseeing the guild's scheduled activities with MJ Kinman), Peggy Billingsley, Lynette Roderick, Linda Easley, Dianne Kane, Stacy Spaulding, and Colleen Gunderson. Past Programs Chairs Janice Black and Lynne MacDonald will also be part of the team, helping out as needed and providing continuity.

Cat Bed Update

IT IS TIME TO PAUSE!



The donation of cat beds has been greatly appreciated and well received by the Idaho Humane Society and Simply Cats. Currently there is a surplus with limited storage space available. I will reach out to the guild when the need arises again.

Thanks so much for your hard work,
Stacy Spaulding

New Library Books

COME BROWSE AT THE NEXT MEETING

The library will be displaying several new book titles at the February guild meeting. The books will then be available to check out beginning in March. They include:

- Patch work Sashiko – Transform your Scraps
- Stripology 3–Mixology Last Call
- Quilts in Modern Color – Creating Ombre Palettes
- Freestyle Color Collage Quilting
- School of Quilting – The Definitive Guide
- 3-D Illusion Quilts Simplified
- Modern Day Quilter – 16 Patchwork Quilts/Projects for Everyday Life
- Retro Curved Pieced Quilts
- The Quilted Home Handbook



SMALL GROUPS

Please register your group today by emailing Janice Atkins-Neva at smallgroups@boisebasinquilters.org. Include the name of a BBQ member willing to serve as the contact for your group, group focus, and if you are accepting new members. Include information about your meeting location and schedule.



Boise Peace Quilt Project

Contact: Karen Falvey *
Location: Member Homes
Day: Usually 1st & 3rd Tuesdays
Time: 2pm
Focus: Social Justice

Boise Rip 'n Stitch

Contact: Janice Black *
Location: Boise Rigging Supply,
6750 W. Victory Rd., Boise
Day: Second Saturday of most months
Time: 10:00 am
Focus: Eclectic Show & Tell

Canyon County Idaho Quilts of Valor

Contact: Sue Laird *
208-899-5238;
CanyonCountyIdahoQOV@gmail.com
Location: Pleasant Ridge Grange
18514 Upper Pleasant Ridge Road, Caldwell
Day: 1st Friday of each month
Time: 10am – 4pm
Focus: Quilts of Valor

Star Quilters

Contact: Kathy England *
Location: Star Library
Day: Tuesdays
Time: 10:30 am to 1:30 pm (June until school starts in August) then 12:00 pm to 3:00 pm
Focus: General Quilting

Stories to Stitches

Contact: Dianne Kane *
Focus: Book group who create quilts based on the books.
We are currently a closed group because we sometimes meet in members' homes.
We would be happy to help you start your own book-to-quilt group.

Stash House Quilting

Contact: Jessi Shaw *
Location: Middleton, Member Home
Day: 3rd Saturday
Time: 10am – 5pm
Focus: Comfort Quilts

Stitchin' Sisters of the Treasure Valley


Contact: Lois Alice *
Location: Caldwell Email
ssofttreasurevalley@gmail.com for location information
Day: 1st & 3rd Fridays 9–4:00 (open sew days)
Focus: projects, quilts for Canyon County children in foster care, socializing, sharing.

Treasure Valley Applique Society

Contact: Mary Mangum, Esther Kleinkauf *
Location: Library! at Cole & Ustick, Boise
Sagebrush Room
Day: 2nd Wednesday
Time: 1:00 pm
Focus: Applique

Quilts of Valor Quiltmakers

Contact: Nancy England *
Location: Veterans Memorial Hall,
22 West Broadway, Meridian
Day: 2nd Wednesday
Time: 1:00pm – 4:00pm
Focus: Quilts of Valor



Fat Quarter Exchange



No Fat Quarter Exchange in February - January Meeting will be held Virtually

The Fat Quarter Exchange is a fun part of our monthly quilt guild meeting! It's a simple yet delightful way to share fabrics and spark creativity. Each month, members bring in a fabric fat quarter (a 18" x 22" piece of fabric), and in return, they get to put their name into the raffle. When the drawing takes place, the lucky winner or winners receive a whole stack of fat quarters that match the theme of the month. Whether it's bright florals, cozy plaids, or bold solids, it's always a surprise and a great way to build up a fabric stash with new and inspiring materials.

This exchange is meant to encourage everyone to participate, regardless of skill level, and to have fun with the process. Who doesn't love the thrill of winning a beautiful collection of fabrics that might just spark a new creative venture? So, bring your fat quarter, take a chance, and join the fun!

Upcoming exchanges are below

UPCOMING EXCHANGES FOR 2025/2026

February - Super Heroes


March - Batiks

April - Bold Florals

May - Small Florals

June - Geometrics, Dots, and Stripes

2026 Quilt Show Announcements



The Quilt Show Chair needs a Vice Chair as soon as possible so volunteer if you love project management and quilts!

The first Quilt Show meeting of 2026 will be **January 22 at 7pm on ZOOM**. Check your email next week for the details.

January Quilt Show Committee activities:

Categories and Entries review
2027 Raffle quilt planning
Vendor Planning.

Contact Stacy Spaulding at QuiltShow@boisebasingquilters.org

Quilts of Valor Sew Day



The Mission of the Quilts of Valor® Foundation
is to cover Service Members and Veterans
touched by war with comforting and healing
Quilts of Valor.

Share the passion of our Mission.

Graphic Courtesy of Quilts of Valor

Saturday, 7 February 2026 11am-3pm

Special Sew Day for the 2026 QOV
National Sew Day

Hosted by American Legion Post #113

Veterans Memorial Hall

22 W. Broadway, Meridian, Idaho

Parking in the Meridian employee lot across the street



CALLING ALL QUILTERS!

Help Celebrate America's 250th birthday — Idaho style!

Join our Quilt Display at the Idaho State Capitol Building - 4th Floor Rotunda
March 30 - April 13, 2026

Create a Quilt Block:

Design a 12" quilt block that celebrates freedom and America's 250th birthday. Your block will be featured in the America250 in Idaho Quilt Display.

Or Create a Full Quilt:

Submit an entire America250 in Idaho -themed quilt for the America250 in Idaho Quilt Display. Each quilt should tell a story of liberty, legacy, and American pride.

Questions: Call Nora
at (208) 332-2979

Scan this QR Code or visit the link below to learn more and to sign-up.

<https://sto.idaho.gov/Other-Services/America-250-In-Idaho>



One stitch at a time, we're piecing together the Idaho story for America's 250th birthday!

■ America250 in Idaho Quilt Display – Sign-Up Form

Help Celebrate America's 250th Birthday — Idaho Style!

Join us as Idaho quilters come together to celebrate America's 250th birthday with a special display at the **Idaho State Capitol Building, 4th Floor Rotunda, from March 30 – April 13, 2026.**

Quilters are invited to participate by showcasing their creativity and patriotism through one of two options:

■ Create a Quilt Block

Design a **12" quilt block** that celebrates freedom and America's 250th birthday. Your block will be featured in the **America250 in Idaho Quilt Block Display** at the Idaho State Capitol.

■ Or Create a Full Quilt

Submit an entire **America250 in Idaho-themed quilt** for display at the Idaho State Capitol alongside the quilt block exhibition. Each quilt should tell a story of **liberty, legacy, and American pride.**

Sign-Up Information

Please submit this form by **March 1, 2026** to apply to display your quilt block or full quilt.

Name: _____

Mailing Address: _____

City/State/ZIP: _____

Phone: _____

Email: _____

I plan to submit: ☐ 12" Quilt Block ☐ Full Quilt

Brief description of your design: _____

Will you mail or deliver your item? ☐ Mail ☐ Deliver in person

Additional Notes or Questions: _____

■ **Application Deadline:** March 1, 2026

■ **Display Dates:** March 30 – April 13, 2026

■ **Please submit this form to:** America250@sto.idaho.gov

■ **Questions?** Call Nora at (208) 332-2979

■ *One stitch at a time, we're piecing together the Idaho story for America's 250th birthday!*

MEMBERSHIP BENEFITS



- △△ Presentations + workshops by national and local artists.
- △△ Discounted quilt entries into annual quilt show.
- △△ Access to an extensive quilting library of books, patterns, and templates.
- △△ Community! Participate in programming, projects, small groups, and even become a part of our leadership team!
- △△ Affordable classes for beginning to advanced quilters.

QUILT BY LAURA NEWTON



Long Arm Quilting

- **Competitive Pricing**
- **Batting Options**
- **Large Pantograph catalogue**
- **Custom Quilt Design**

**Sweet
Pea** 
DESIGN COMPANY

Amanda Oros
(208) 340-0030

www.sweetpeadesigncompany.com

ADVERTISEMENTS

FOR SALE! GREAT PRICE!

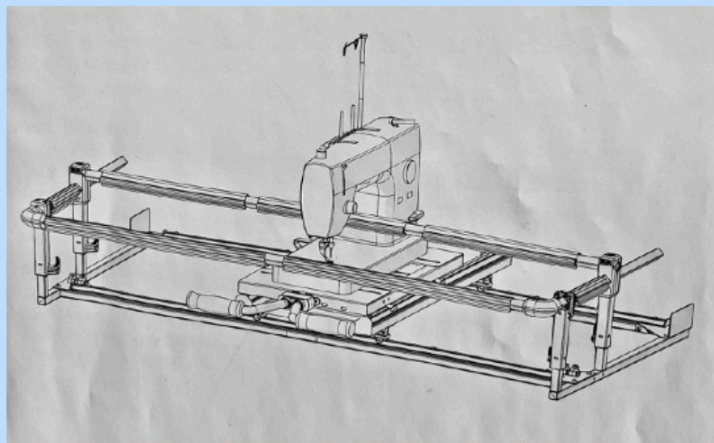
Cutie
Tabletop Fabric Frame

The Grace Company Cutie tabletop frame holds the quilt, using your home sewing machine. You control the stitch length and speed to create free-motion quilting.

The Luminess free-standing light station provides great light for your work surface.

Value of these two items is \$900; asking \$300.

**Contact Carol Bearce
208-949-8815**



Model is discontinued, so here's your chance to own one!

DID YOU KNOW?

Our guild members provide many quilting services to the public! From making T-Shirt quilts to long arm quilting to providing private sewing lessons, there is a service for you!

Just go to our "Quilting Services" webpage [HERE](#) to find out more!

Are you a guild member that would like your business information posted on our webpage? Information is available [HERE](#)!

ADVERTISEMENTS

Donna Swanson

Rock Creek Quilting

Long Arm Quilting Services

Creative, Custom Designs

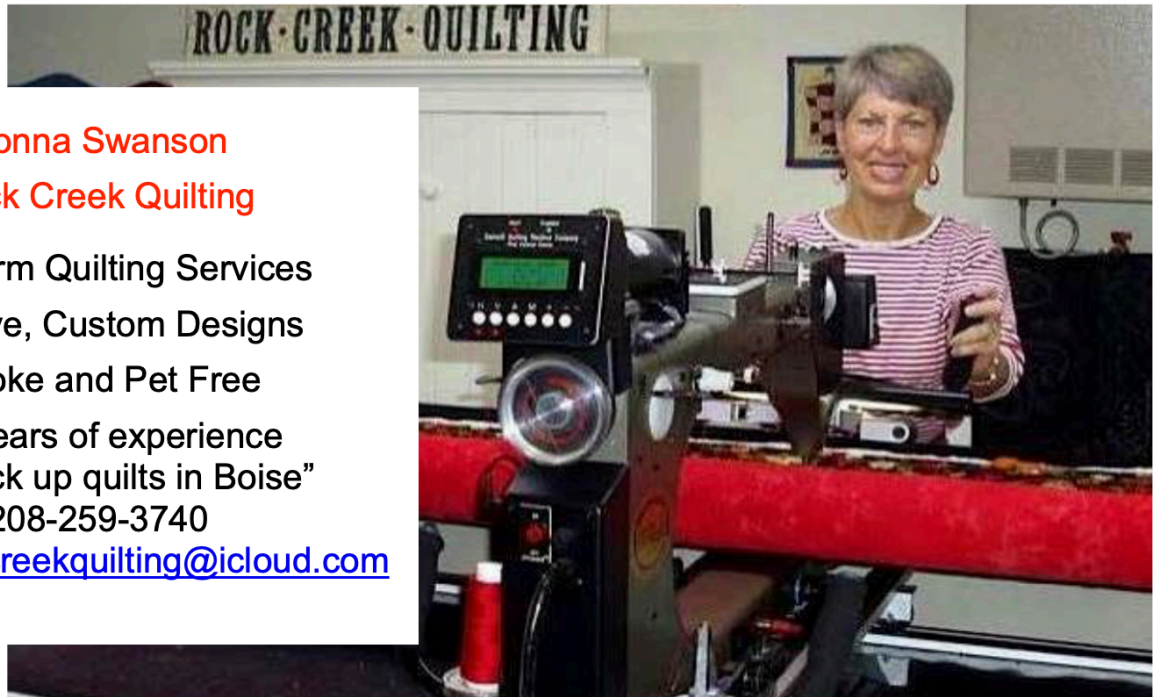
Smoke and Pet Free

20 years of experience

"Will pick up quilts in Boise"

208-259-3740

Email: rockcreekquilting@icloud.com



My Quilting Corner

7911 W Ustick Rd, Boise

M-F 10am-5pm

208-336-5566

www.quiltsonthecorner.com



- **Wide Back Fabric Bundles**
- **Rolls of Batting at Wholesale Prices**
- **Longarm Machine Rental**
- **Innovatech & Superior Thread**

**Let us
Quilt for You!**

Two Week
Turnaround

Lots of designs
to choose from

Competitive
Prices



**INNOVA machine
sales &
service**





Canyon County Idaho QOV

Celebrating our one year anniversary!

- This year we have awarded 95 quilts to veterans in the Treasure Valley.
- Thank you to our volunteers and partnerships.
- We meet the first Friday of each month at Pleasant Ridge Grange at 18514 Upper Pleasant Ridge Rd. in Caldwell from 10am to 4pm.
- We always have room for new volunteers.
- All quilt materials are supplied



Scan this code to open our page!



If you can run a sewing machine or a rotary cutter, or beg for materials or donations, we can use your help!

**Questions- Contact Sue Laird 208-899-5238
Email - Canyoncountyidahoqov@gmail.com**

ADVERTISEMENTS




Guest Exhibit


September 2025 – February 2026

The Snake River Valley Quilt Guild, based in Idaho Falls, ID has over 100 members of avid quilt makers. This talented group has a reputation of producing incredible quilts, and this exhibit will host a fine selection from these amazing quilters.


Museum location: 110 E Center St., Lava Hot Springs, ID



[Future Exhibits](#)



[Membership](#)






[Types of Quilts](#)

ADVERTISE WITH US

Reach 1400 Quilty Subscribers

Subscription Plan Rates

Quarter Page	Half Page	Full Page
		
✓ Member \$10.00 / Month	✓ Member \$20.00 / Month	✓ Member \$40.00 / Month
✓ Non-Member \$20.00 / Month	✓ Non-Member \$40.00 / Month	✓ Non-Member \$80.00 / Month

Become a Member

Advertisement Inquiries

✉ Newsletter@boisebasinquilters.org

Notes



Submissions are due the 3rd Thursday of the each month.
No newsletters are published in December or July.
Additional Cost of \$20 if we build your ad.



**BOISE BASIN
QUILTERS GUILD**

January 2026 | Boise Basin Quilters Guild

Go With the Flow | Ann Granger



**BOISE BASIN
QUILTERS GUILD**