



boisebasinquilters.org


Boise Basin Quilters, Inc.

JANUARY 2024

1418 Subscribers

VOLUME 39 ISSUE 1

Mission Statement and Purpose: Contribute to the growth and knowledge of quilting, quilting arts, and the history of quilting; provide educational and social opportunities to its members; offer quilt-related classes to youth and adults in the community; create and donate items for the health, welfare, and comfort of the community through Guild Outreach activities.



January 18th General Meeting Stay HOME Warm and Safe!

(Translation: Do NOT go to the church!)

Please join us on the Zoom-based January 18th meeting for a virtual presentation from quilter and teacher Jaimie Davis entitled "How to Build a Landscape Quilt from the Ground Up (If You Don't Know How to Draw)." See Page 7

Be watching for an email sent to members*****
with all the Zoom information! Questions?
website@boisebasinquilters.org

*******If you DID NOT pay your dues by Dec. 31., you are not a member and may not get the Zoom information! See page 2.**

GUILD MEETINGS

WHEN

7:00 p.m.
3rd Thursday of each month,
except July and December.

WHERE

Boise Church of Christ
2000 North Eldorado St.
Boise, Idaho. ([map](#))

The church Fellowship Hall is open at 6:30 pm for members and guests to visit all the activity tables including our extensive library.

[Upcoming Events](#)

2-6

MEMBERSHIP

7-9

MEETING ACTIVITIES

10-12

QUILT SHOW

14-15

SCHOOLHOUSE

16-18

COMMUNITY OUTREACH

19

COMMUNICATIONS

20-29

**SMALL GROUPS
ADVERTISEMENTS**

2023 Quilt Show raised over \$6000!

Boise Basin Quilters is a nonprofit 501(c)(3) and money raised from this event, supports our mission of offering community-based philanthropic activities along with educational and social activities for our members.

Please take an in-depth look at this newsletter to see the many projects and activities that our guild engages in with the support of the Quilt Show fund raising. For more financial information, click [HERE](#).

******No surprises! Check your membership!**

As of Jan. 1 all unpaid memberships for 2024 were purged from the website.


If you have not paid your 2024 dues, you will not be receiving the Zoom link for our January 18th membership meeting. We will sure miss you!!

Easy fix.....Go directly to the website and renew using this link: [MEMBERSHIP RENEWAL](#)

Or SEE PAGE 3 FOR MORE OPTIONS!



As per our bylaws, our officers were able to run for a second term. Congratulations to our returning officers and WELCOME to our new Secretary!



Amanda Bruesch
President



Vicki Francis
Vice President



Kimberley Severns
Secretary



Janice Atkins-Neva
Treasurer



Jennifer Price
Quilt Show Chair

2024 Boise Basin Quilt Guild Officers

Board Members

ELECTED OFFICERS

President: Amanda Bruesch

Immediate Past President:

Jennifer Price

Vice President: Vicki Francis

Recording Secretary:

Kimberley Severns

Treasurer: Janice Atkins-Neva

Quilt Show Chair: Jennifer Price

Immediate Past Show Chair:

Carol Bearce

QUILT SHOW

Quilt Show Vice Chair:

Stacy Spaulding

Judging Co-ordinator:

Vicki Francis

Entry Co-ordinator:

Millissa Masters

Admissions: Millissa Masters

Quilt Show Secretary:

Darlene Wallis

COMMUNICATIONS

Facebook: Darlene Wallis,

Jennifer Price, Kimberley Severns

Instagram: Brice McLaughlin

Newsletter: Vicki Francis,

Brice McLaughlin

Photographer: Vicki Francis

Publicity: OPEN

Corresponding Secretary: OPEN

COMMUNITY OUTREACH

Chair: OPEN

Education Outreach: OPEN

Inheritance: OPEN

Quilts for Kids:

Kimberley Severns

Special Projects:

Kimberley Severns

MEETING ACTIVITIES

Chair: Diana Stewart

Block of the Month:

Jennifer Price, Darlene Wallis,

Sandy Dohse

Door Prizes: OPEN

Fat Quarters: Mona Harp

Library: Marty Marzinelli

Meet and Greet: Diana Stewart,

Linda Jolly, Susan Peterson

Show and Tell: CJ Adams, Lawanda

Richardson

MEMBER EDUCATION

Programs: OPEN

Schoolhouse: Janice Black

Equipment: OPEN

MEMBERSHIP

Chair: Carol Bearce

New Member Social:

Amanda Oros

Small Groups:

Janice Atkins-Neva

TECHNOLOGY

Chair: Darci Mead

Website Manager: Darci Mead

Content Manager: Linda Sturm

Gallery Manager: Vicki Francis

E-Mail Manager: OPEN

Document Storage: Darci Mead

Equipment Manager: Darci Mead



New to BBQ?

We have an event just for you!

Stay tuned for an update to a new and more inclusive "New Members Social!" More information will be shared here next month.

2024 Membership Dues

Payment of 2024 Membership Dues were due by the end of December 2023. If you have not yet paid or renewed your dues for 2024, your membership has been deactivated.

However, if you would like to remain a BBQ member, please forward your payment as soon as possible. Your options are:

Option 1: Go to the website and join (or rejoin) using the "new membership application online form". MEMBERSHIP RENEWAL

Or Option 2: Select "membership application form to print" and mail, along with your check, to: Boise Basin Quilters, PO Box 4434, Boise, ID 83711-4434

Or Option 3: Select "membership application form to print" and bring it along with your check to our next in-person meeting (note: this option will not allow you to participate in the January online meeting/program)

2024 dues are \$35

Need Membership Assistance?

One-time-use funds are available for membership dues if you need help. These funds are also available for the SchoolHouse classes or kits. All requests are kept confidential.

Give a gift?

Have you thought about giving a membership or a Schoolhouse class and or kit? Gift certificates are available.

For information contact

membership@boisebasinquilters.org

schoolhouse@boisebasinquilters.org

QUILTFOLK MAGAZINE AND SHOPPING 15% DISCOUNT


BBQ is participating in the “Guild Program” with the magazine “QuiltFolk.” We’ve joined over 350 guilds across the country being listed in their online guild locator to make it easier for folks to find us (and find other guilds!) Check it out!

<https://www.quiltfolk.com/guilds/>

Best of all, they’ve created a custom coupon code for guild members to use on their website! The code can be found on the Members Only/Discount page of our BBQ website:

<https://www.boisebasinquilters.org/members-only/>

As part of this program, we will receive two free copies of each new quarterly release that will be used in our door prize activity at the general meetings to especially recognize the committee chairs and members.



BBQ MEMBER BENEFITS

- Presentations/workshops by national and local artists
- Access to a secure website for a printable newsletter
- An up-to-date online membership directory
- Entry of quilts in our annual quilt show at a discount
- Free access to an extensive print library with books, patterns, and templates
- Inclusion in a variety of Guild projects and activities
- Affordable classes for beginning to advanced quilters
- Free downloadable block patterns

For additional membership information, please email:

membership@boisebasinquilters.org.




Quilting and Sewing Supplies 20% Discount

www.sewingbysarah.com is a quilting and sewing website, providing our members with a 20% discount on all purchases.

The discount code can be found on the Members Only/Discount page of our BBQ website: <https://www.boisebasinquilters.org/members-only/>

If you purchased your notions on this site, Boise Basin Quilters guild will receive 5% of every sale using this discount code.



MEMBER DESIGNED PATTERNS

BOISE BASIN QUILTER'S GUILD

AFTER YOU LOG IN,
SCROLL DOWN

MEMBER LOGIN ▼

MEMBER DIRECTORY

OFFICES & CHAIRS

NEWSLETTERS

SHOW & TELL PROCEDURES

DISCOUNTS – MEMBERS
ONLY

MEMBER LIBRARY

MEMBER DESIGNED
PATTERNS

GUILD BUSINESS
DOCUMENTS

QUILT SHOW DOCUMENTS

FREE DOWNLOADABLE QUILTING PATTERNS AVAILABLE ON OUR WEBSITE!

In 2011-2012 when the website was new and struggling, Chair Maureen Stevens and Vice Chair Cheryl Neruda came up with new member benefits including free downloadable patterns along with creating the Schoolhouse program. Maureen took on the challenge of drafting patterns while Cheryl developed the Schoolhouse program.

The patterns were then named “Quilter’s Runway” because a special place was reserved in the next Quilt Show to display quilts made with the patterns. Each year had a theme. It started with nine patterns that year with the theme “Runway Stars.” It evolved into 12 patterns per year afterwards. A number of other guild members joined Maureen in providing patterns.


Now these patterns are available to you! Check it out!

MEMBERS MUST LOG IN TO THE WEBSITE TO ACCESS PATTERNS
NOT A MEMBER? [CLICK HERE](#) TO JOIN!

[CLICK HERE](#) FOR TO ACCESS PATTERNS!

[CLICK HERE](#) FOR DETAILED INDEX OF ALL PATTERNS!

Interested in submitting your own patterns for consideration?
Contact Maureen via website@boisebasingquilters.org



MEMBER DESIGNED PATTERNS

BOISE BASIN QUILTER'S GUILD
By Maureen Stevens



Seven Habits For Quilters

There is a very good book that has been around for a long time titled “Seven Habits of Highly Effective People” written by Stephen R. Covey. I’m not going to present a book here but I would like to give to you my take of “Seven Habits of Effective and Happy Quilters”.

1. **Master the basic skills of quilting.** Measure and cut accurately. It’s very hard to make your blocks fit if the pieces are cut crookedly or not the right size. Perfect the scant $\frac{1}{4}$ ” seam allowance. (It’s amazing how many problems this one skill will solve.) Sew straight and pin to keep pieces from shifting. Press seams correctly and well. You can reduce the bulk in your seams with proper pressing and the back of your block should look neat and tidy. It really doesn’t matter how creative you are if you do a poor job in the first place. Practice your skills.
2. **Make use of the tools and techniques that are available.** There are many different rulers and tools to do every task. Find the ones that work best for you. Keep a reference file of techniques or “how-tos” so you can refer to them if needed while working on projects.
3. **Make a sample block of your project.** Don’t cut everything out before you do this. Do you like the fabrics you picked? Do you have any problem with the instructions? What is the pressing sequence for the seams? Write pressing instructions or hints on the pattern.
4. **Keep improving.** Build on what you know. Practice your quilting skills until you perfect each one. Don’t be satisfied with mediocrity.
5. **Don’t be afraid to try new things.** Challenge yourself to learn a new skill, a new technique, a new pattern, a new way of construction, a new way of looking at things. Open yourself up to other ideas and aspects of quilting. It’s so easy to get in a rut and always make the same or similar thing.
6. **Enjoy the journey.** Don’t hurry through your project so fast. It’s not a race to get it done. Take the time to enjoy every step of the process. Take time to smell the roses, so to speak.
7. **Get involved.** Join a group of quilters, whether a small group or a larger guild. Take part in the activities. Get to know your fellow quilters. Make connections with them. Their love and support of your efforts will sustain you and encourage you to new heights.

It takes three weeks of repeatedly doing something before it becomes a habit. During this next month work on making one of these habits a part of your life. Truly become an Effective and Happy Quilter.



JANUARY 18

GENERAL MEETING 7PM

VIRTUAL MEETING

Watch your email for Zoom meeting instructions!

Questions? Contact: website@boisebasinquilters.org

KEYNOTE SPEAKER
JAIMIE DAVIS

Please join us at the zoom-based January meeting for a virtual presentation from quilter and teacher Jaimie Davis entitled “How to Build a Landscape Quilt from the Ground Up (If You Don’t Know How to Draw).” Jaimie asks the question “have you ever wanted to make a landscape quilt but thought it was out of your reach?”

Follow along as she offers an insightful look at how to create a one-of-a-kind quilt even if you’ve never thought of yourself as an artist. Jaimie will show how she uses Google Images, along with a copier and a light box, to ‘build’ a pattern for each unique design. She will present principles for successful design that she has discovered as she traveled her own creative pathway, and will share lighthearted stories of her own less-than-fully-successful landscape efforts as she followed that path.

CONTINUED ON NEXT PAGE

CONTINUED FROM PREVIOUS PAGE



Formerly a scientist, Jaimie Davis is now an award-winning quilter, with her work shown in national and international exhibits including the International Quilt Show in Houston, Texas, and the Pacific International Quilt Festival in Santa Clara, California.

Jaimie began quilting in 1993. In addition to making quilts, she designs patterns, teaches technique-based workshops, and travels widely to teach for guilds and at retreats and quilting festivals. Jaimie draws inspiration from color and curvy lines, and loves to add a touch of whimsy to every project.

She and her husband live in Portland, Oregon, with a whole bunch of quilts, a lot of great books, a turtle their kids left behind, and a never-ending supply of Diet Coke. Visit Jaimie's website, Loopy Tulips Designs, at <https://www.loopytulips.com/>. There you can learn more about Jaimie and her work, check out her lecture and workshop offerings, and view an array of instructional videos.

Meeting Activities

Contribute a Fat Quarter at the general meeting for chance to win the whole stack!

What is a Fat Quarter?
Click [HERE](#)

Fat Quarter Exchange

Feb -blue and orange
March- batiks
April- florals
May- Fall

June- patriotic red, white and blue

Aug- Fall

Sept - Christmas

Oct - ombre

Nov - paisley

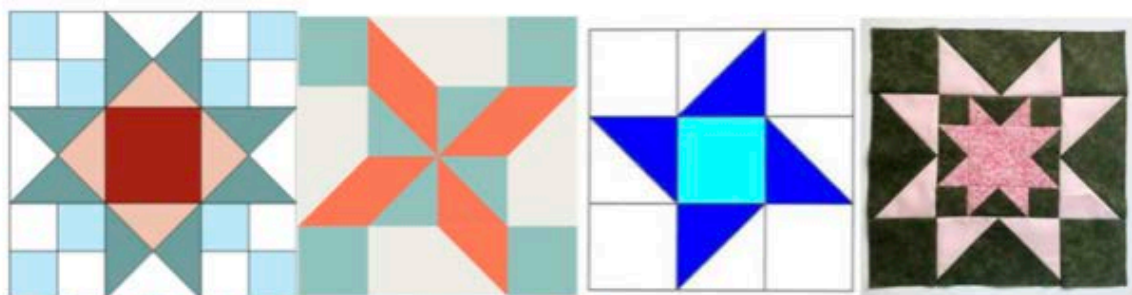

QUESTIONS? Contact: Mona Harp
membership@boisebasingquilters.org

BLOCK OF THE MONTH 2024

This year's Block of the Month will be stars. Patterns will be available at our monthly meetings for \$1. I will avoid "Y" seams so they all should be user friendly. I received an email today with a star pattern that I really like so I reserve the right to change one star during the year. All will finish as 12" blocks (12 1/2" x 12 1/2").

JENNIFER PRICE

2024



SAVE THE DATE!!!

2024

Boise Basin Quilters Guild

Quilt Show

Leap Into Quilting

Friday, September 27th

Saturday, September 28th


10:00am to 5:00pm

Hundreds of Quilts,
Live Demonstrations,
Shopping, and More!

Expo Idaho
5610 Glenwood - Boise, Idaho



Tickets + Information at
BoiseBasinQuilters.org



2024 Quilt Show BEGINNINGS!

QUILT SHOW COMMITTEE CHAIR

JENNIFER PRICE

QUILTSHOW@BOISEBASINQUILTERS.ORG

Happy New Year Everyone!

The Quilt Show preparation for the 2024 Boise Basin Quilters Quilt Show is off and running. Ribbons are ordered, our raffle quilt is ready to tour, designs for print materials are in the works, the Expo Idaho has been reserved for our show September 27th and 28th. We are off to such a great start the committee doesn't have to start having monthly meetings until February!

The theme for 2024 is "Leap into Quilting". This theme offers a lot of opportunity for creating quilts to enter into the Best Theme category. We all took the leap at some point in our quilting experiences to either just get started expressing ourselves through our quilts, or trying a new technique that was a "leap" for us. And then there are animals that leap. Let your creativity run wild.

We are very lucky this year the vast majority of our coordinators have agreed to work together for another year to put on the 2024 Quilt Show. There are a few openings where new coordinators are needed, and many of the returning coordinators would love to have assistants to help them and to learn the processes in their particular area. This is a great year to get involved with the putting on and organizing this year's Quilt Show. No one will go unsupported or have to figure out what they need to do alone. Even where coordinators are needed, previous coordinators will be available to help guide those who decide they want to help. This is a great year to leap into a coordinator or assistant position to be a part of creating our fabulous quilt show. We meet the fourth Thursday of each month, starting February 22, 2024 at The Boise Church of Christ (same location as our general meetings). The meetings are open to everyone. Come see what we do and consider helping out.

Happy Quilting,
Jennifer Price
2024 Quilt Show Chair

The open Coordinator positions are:

Feature Quilter Coordinator

Raffle Quilt Tour Guide

Silent Auction (assistant)

Volunteers

Volunteer Badges

Interested? Want more information?

Contact:

quiltshow@boisebasingquilters.org

2024 RAFFLE QUILT!

Committee Members: Nancy England, Brice McLaughlin, Carol Bearce, Darlene Wallis, Jennifer Price, JoAnn Hopkins, Karen Falvey, Sharon Culley, Stacy Spaulding



Our 2024 Raffle Quilt won a **SECOND PLACE** ribbon at the Western Idaho Fair!

Is this you???

New Year's Resolution: Meet more people, visit more quilt shops, support charitable causes!

Raffle Quilt Tour Guide Wanted!

For more information contact:
quiltshow@boisebasinquilters.org

JOIN US FOR NEXT YEAR'S QUILT SHOW!

SEPTEMBER 27-28, 2024

Theme: Leap into Quilting

The 2024 Boise Basin Quilters Quilt Show will be September 27th and 28th. The theme is LEAP INTO QUILTING. Mark your calendars and start looking for the quilt you want to make to highlight next year's theme.

Using the theme as their inspiration, nine guild members and Donna Swanson of Rock Creek Quilting have completed next year's raffle quilt as seen here!



Raffle Quilt Makers: Left, Standing: Karen Falvey, Sharon Culley, Carol Bearce, Darlene Willis, Jennifer Price. Left, Seated: Brice McLaughlin, Nancy England, Stacy Spaulding. Not pictured: JoAnn Hopkins.

Schoolhouse News



BBQ members may now register by going to our [WEBSITE](#), scrolling down to the calendar, choosing the class and making payment there. See page 15 for more details!

Or members may mail a \$15 check made out to BBQ to Boise Basin Quilters, P.O. Box 4434, Boise, ID 83711.

Last Chance to Register!


Introduction to Curved Piecing

Lynne MacDonald, 9:00-3:00 on Jan. 27th

Sewing curved pieces has a bad reputation for being difficult and so not fun. **WRONG!** I'm going to pass along processes learned from several teachers, and hope that you will become a 'curve-a-holic' as I now am. I find that these methods allow for stress-free creation of smooth and highly accurate curves.

I'll demonstrate three approaches that serve different purposes. One uses commercial templates. This approach is highly suited to traditional patterns like Robbing Peter to Save Paul (one of my very favorite designs). The second approach, learned from several classes I've taken from Jean Wells, is highly suited to improv quilting and making modern landscapes, and it requires no templating!! The last approach, learned in classes from Patricia Belyea, will allow you to create your own designs and easily assemble even complex curved patterns thru the use of freezer paper templates and a nifty marking method.

The goal of the class is to show you several different techniques to try, and have the opportunity to practice each. Don't expect to end the day with a finished item. I'm NOT an expert...if I can do this (and I CAN), you can do this!




"Robbing Peter to Pay Paul" (bottom photo) and an original curved design by Lynne (at top)

Click [here](#) to view additional details for classes and their supply lists.
Classes are held at Boise Rigging Supply, 6750 W. Victory Rd., Boise.

Order Your Pattern Now for March!

If you are planning to attend the March Schoolhouse Class (Sit and Sew with local quilt designer Kenna Ogg), **it's time to plan ahead to locate your pattern and supplies!** Please select one of the three patterns shown here: **Field Greens**; **Cocoa Nibs**; or **Eggplant Relish**.

[Sewfinity.com](https://sewfinity.com), based in Meridian, currently has all three patterns in stock, but may need some lead time to order more if they run out. It's also possible to locate the patterns at other local quilt stores or online.



Registration Now Open: Building Blocks

Taught by Maureen Stevens, **Feb. 24th**


Almost all pieced quilt blocks, whether simple or complex, can be broken down into certain design elements such as half-square triangles and flying geese. In this class, former guild president Maureen Stevens will describe **twelve essential design elements** that can be used to make many different quilt blocks. She will present tips and several different methods of making most of these elements and give you patterns for simple blocks that utilize these elements. Come and explore, and maybe make a baby quilt in the process!



(Click [here](#) for supply list.)

NEWS FLASH!!! TRY THIS OUT!

NEW ONLINE SIGN UPS FOR SCHOOLHOUSE WORKSHOPS!
CURVED PIECING IN JANUARY IS READY FOR YOU! JUST GO TO THE WEBSITE,
SCROLL DOWN TO THE CALENDAR AND CLICK ON THE CLASS.




BOISE BASIN QUILTERS GUILD

MEMBER LOG IN

HOMEABOUT▼COMMUNITY OUTREACH▼QUILT SHOWS▼SHOW AND TELL▼QUILTING RESOURCES▼MEMBER LOGIN▼

	11	12	13
	18 7:00 pm - 9:00 pm BBQ MEMBERSHIP MEETING – ONLINE ONLY.	19	
	25	26	
	1	2	




January 27 @ 9:00 am - 3:00 pm

INTRODUCTION TO CURVED PIECING – BBQ SCHOOLHOUSE

Introduction to Curved Piecing taught by Lynne MacDonald Sewing curved pieces has a bad reputation for being difficult and so not fun. WRONG! I'm going to pass along some processes [...]


Get Tickets \$15.00



More classes will be set up for online registrations soon!



Quilts for Kids



Guild Mission Statement and Purpose: ...create and donate items for the health, welfare, and comfort of the community through Guild Outreach activities.

TEAM MEMBERS: CHAIR: Kimberley Severns, Kathy Hansen, Roxanne Ross

(THANK YOU to Mary Harker for her leadership last year!)



In December, the Q4K group donated 16 small quilts and 10 large quilts to Nampa Justice Center and 20 quilts to Nampa Battered Women and Children's Shelter, just in time for Christmas. Moms were able to 'go shopping' in the Christmas store and pick out

blankets for their children for Christmas gifts. You all outdid yourselves and helped keep kids warm for the chilly winter months.

Since we have had such an increase in new membership over the last couple months, some of you may have questions about the philanthropy work this committee does.


Continued on next page

SUGGESTIONS FOR OTHER ORGANIZATIONS?

Want to get involved?

CONTACT: outreach@boisebasinquilters.org

Organizations we've supported



Nampa Family Justice Center



Quilts for Kids



*** What's in a Quilt Kit? and what do I do with it? There is about 3-4 yards of fabric per kit. You take the fabric kit home and piece whatever pattern you would like to do. Bring it back with you at the next meeting. This is an excellent opportunity to try a design pattern that you've been wanting to make.**

***I'm new at quilting, do my points have to be pointy, do my seams need to be straight? No. We were all new sometime. Charity quilts are a great place to try some new skills and get past a new quilter learning curve.**

***I just bought a long arm, I'm interested in quilting a quilt together but I am new and I'd like to help but my skillset isn't there yet. How can I help? You can use a charity quilt to practice your quilting skills, try your hand at your machine's pantograph side, try some ruler work or free motion quilting. It's also a great way to get to know your new ProStitcher. Don't be bashful. Quilt recipients will never notice if your quilting has 'lashes' or 'crossovers' or if your quilting went out of the ditch lines.**

We have large quilts and small quilts, so don't let size scare you off! If you have any questions, please reach out to me at the email address below.

Are you looking to meet new friends, get to know the guild membership? The Quilts for Kids Committee is a great way to get to know the guild membership. We are always looking for help on the committee, so if coordinating fabrics to make quilt kits, or cutting batting and backing to fit our lovely quilt tops, or perhaps you would like to sew binding on finished quilts, please contact me.

Last, if you know of an organization that would benefit from our quilt donations, please contact me.

**Kim Severns
outreach@boisebasingquilters.org**

A new Special Projects committee has formed (Kathy England and Kimberley Severns) and we have been busy making kits for Christmas Stockings and Chemo Hats available for you to check out and complete for the February 2024 BBQ Guild Meeting. We will be located at the Quilt for Kids area. We have plenty of infusion pillows and pretty pockets.

What's in a Kit? We provide the felt for the stocking along with the stocking topper and polar fleece or stretch knit for the chemo hat. You will just download the pattern from our BBG website. You sew the items and return at the next guild meeting. If you would like to use your own fabric, you are most welcome to do so.

In October 2023, we donated 40 Christmas stockings.

One of our goals this year is to make 200 Christmas stockings and donate to Blue Star Moms group in October 2024. Blue Star Moms are the moms of our local veterans. They obtain the stockings and fill them with cards, toiletries, notes and goodies and send them to our local service men and women. They also give filled stockings to our local Vets as well. We do have a deployment scheduled this summer of 140 local reserves, hence why we'd like to collect about 200 stockings.

If you would like to make some of these projects and would like a kit or 2 or 3, and you can't make the BBQ Guild Mtg to pick up some kits, please feel free to contact me as I have some kits available at my home in South Nampa.

Kim Severns

THANK YOU! Please contact:

outreach@boisebasinquilters.org



CASES FOR SMILES



CHEMO CAPS

PROJECT PATTERNS

Click on links for project information. Create to your heart's content and bring to the next meeting!



PORT-A-CATH



**BLUE STAR MOTHERS
CHRISTMAS STOCKINGS**



PRETTY POCKETS




Find the **BBQ Members** page here:

[https://www.facebook.com/groups/
www.boisebasinquilters.org](https://www.facebook.com/groups/www.boisebasinquilters.org)

The BBQ Members-only page currently includes 159 Guild Members. Of these, 110 have been active in the past 28 days. In the past seven days, 88 members have "engaged." We would like to encourage more members to comment, and to post photos, Guild-related updates (meeting reminders and program information for example), quilt-related opportunities in the community, questions, and other topics that may or may not be included in the Newsletter. This is a page for ALL Guild members and anyone who is a member of the page may post quilt- and quilting-related content.

Please no advertising or selling as our Members page is not intended as a "marketplace." If members have items or services to sell, a very reasonably-priced ad in the Newsletter will reach a much larger audience of up to 1,500 potential buyers.

Instagram



Howdy Quiltstagram Friends!



Briceland McLaughlin

Happy New Year! In this time of resolutions, are you looking for inspiration for your next quilt? Maybe you're trying to figure out how to use more of your fabric

collection. Is it time to find motivation and finish some WIPs? Instagram is the perfect place to start. Begin developing your Instagram inspiration feed by following some Hashtags (#s). Here are some great starter hashtags to begin following:

#quiltsofinstagram

#quilting

#quiltblocks

#modernquilting

#vintagequilt

#colorfulquilts

#handmadewithlove

#quiltcommunity

As always, be safe out there! Never give anyone your personal or financial information on ANY social media platform. If you want to buy a pattern, fabric, or notion, go directly to the designer's website by typing in the address yourself.

Don't forget to follow [@boisebasinquilters](https://www.instagram.com/boisebasinquilters) on Instagram and cheers to a 2024 full of quilting greatness!

If you would like to chat about your favorite technique or have one of your quilts featured, send me an email or give me a call. The more the merrier when showing off our talents.

May your points always line up my friends!

SMALL GROUPS

Stitchin' Sisters of Nampa

Contact: Lois Alice or

SSoNampa@gmail.com

Email for location information

Meetings: First & Third Fridays;

9:00 – 4:00

(open sew days)

Focus: Personal projects; quilts for
Canyon County children in foster care;
socializing; sharing.

Star Library Quilter's Group

The Star Library group has changed to
their fall meeting times and will be
meeting every Tuesday (except
Election Day) from Noon-3 pm. All are
invited to join. Contact: Kathy England

Stories to Stiches

Contact: Dianne Kane or
Kimberley Severns

Treasure Valley Applique Group

Contact: Esther Kleinkauf

Register your Small Group today!

We know there are many of you that participate in a variety of small groups. We encourage you to register your group with the guild so that you can be kept informed about donations that the guild receives. Many of the donations the guild receives are not suitable for our Quilts for Kids program but might be a perfect fit for your group. Please register your group today by emailing Janice Atkins-Neva at smallgroups@boisebasinquilters.org. Include the name of a BBQ member willing to serve as the contact for your group, the focus of your group, and if you are accepting new members, please include information about your meeting location and schedule.

Art Quilts Small Group has Begun!

The small group Art Quilts
will meet the first Thursday of each month
from 1 to 4 p.m. at various members'
homes. We will not be taking any new
members at this time.

Lois Johnson and Carol Zografos
will be co-leaders of the group.

Sixteen quilters have signed up showing
an interest in making and demonstrating
art quilts!



Free to good home!

9' Wooden Quilting Frame



I purchased this frame in about 1996 from a good friend, and quilting instructor, whose mother had passed away and left her this frame. It hadn't received much use from me, as I joined a quilting group and we worked off their frame together. I have moved a couple times since then, and never had enough room for it, and ended up mostly lap quilting;

I had intended to cut it down to a more manageable size for wall hangings, but never got around to it. Now I would like to find it a new home where it would get used as it was intended. The rubber bands are dried out, but we usually used muslin and pins instead of them anyway.

I hope there is someone out there that would be interested in the full size, or would take the time to cut it down to a smaller size.

Interested?

Send a message to: newsletter@boisebasingquilters.org

Come Join Us!

Canyon County Idaho Quilts of Valor®

FIRST FRIDAY OF EACH MONTH

QUESTIONS: EMAIL

CanyonCountyIdahoQOV@gmail.com

Sue Laird - 208-899-5238

**We are looking
for people who
are interested in
helping us make
Quilts of Valor®
for our local
veterans.**

We meet on the first
Friday of each month.

Time: 10am-4pm

Location: Pleasant Ridge
Grange 18514 Upper
Pleasant Ridge Rd
Caldwell Id.

**Pleasant Ridge Grange Hall
18514 Upper Pleasant Ridge Rd.**

First Fridays
10AM- 4 PM



**Scan this
code to open
our page!**

**If you can run a sewing
machine, a pair of
scissors, or beg for
materials or donations,
we can use your help!**

Please join us for fun time and a worthwhile cause!



***Save the Dates - Friday, February 2nd and Saturday, February 3rd
Local Quilts Of Valor® Sew Day.***

The **National** Quilts Of Valor® Sew Day will be held on February 3, 2024. On this day quilt shops and quilters across our country will work in harmony to produce and donate blocks to their local Quilts Of Valor® program to become quilts for local presentations to veterans.

Over the past three months, Canyon County Idaho Quilts of Valor has presented 19 quilts, with 18 more scheduled during January of 2024. We have 52 more nominees currently waiting. Our mission is to present 100 Quilts of Valor in 2024. We felt that it was appropriate for us to jump on the bandwagon with the National Quilts of Valor® and local quilt shops to recruit other quilters in the Treasure Valley to help us fulfill our 2024 goal. We have received commitments from the following local quilt shops that will be partnering with us.

Every Thursday in January: 10:30-4:30

Fix n' 2 Quilt in Caldwell will have **Free** block kits if you sew at the shop. There will be a fee for the block if you take it home to sew. Bring your machine, friends, snacks and make a day of it.

Friday February 2nd:

JK Quilts in Meridian will have block kits to purchase and sewing space available. Bring your machines, friends, snacks and make a day of it.

Saturday February 3rd:

Idaho Sew and Vac in Boise (Both Locations) will have **Free** block kits if you sew them there using their machines. There will be a fee for the block if you take it home to sew.

BlueBird Quilt Studio and Quilting Bliss in Nampa will have block kits to purchase (not sure of the cost at this time)

Are you unable to make the event but still want to help? You can make your favorite 10" or 12" finished blocks using red, white, blue or gold fabric at home and arrange to get the blocks to Canyon County Idaho QOV or if you have questions contact Sue Laird 208.899.5238 a BBQ member.

We are asking for your help to make National Quilts Of Valor® Sew Day a success in our area by participating in this event. Any type or amount of assistance would be greatly appreciated.

Canyon County Idaho QOV is looking forward to your assistance as we build and present our 100 quilts to local military veterans.

Sincerely,

Sue Laird

Sue Laird

Co-Founder - Canyon County Idaho QOV

Sew Day Event Contact Person

BBQ Member

208.899.5238.

suecrawford1228@gmail.com

canyoncountyidahoQOV@gmail.com

Donna Swanson

Rock Creek Quilting

Long Arm Quilting Services

Creative, Custom Designs

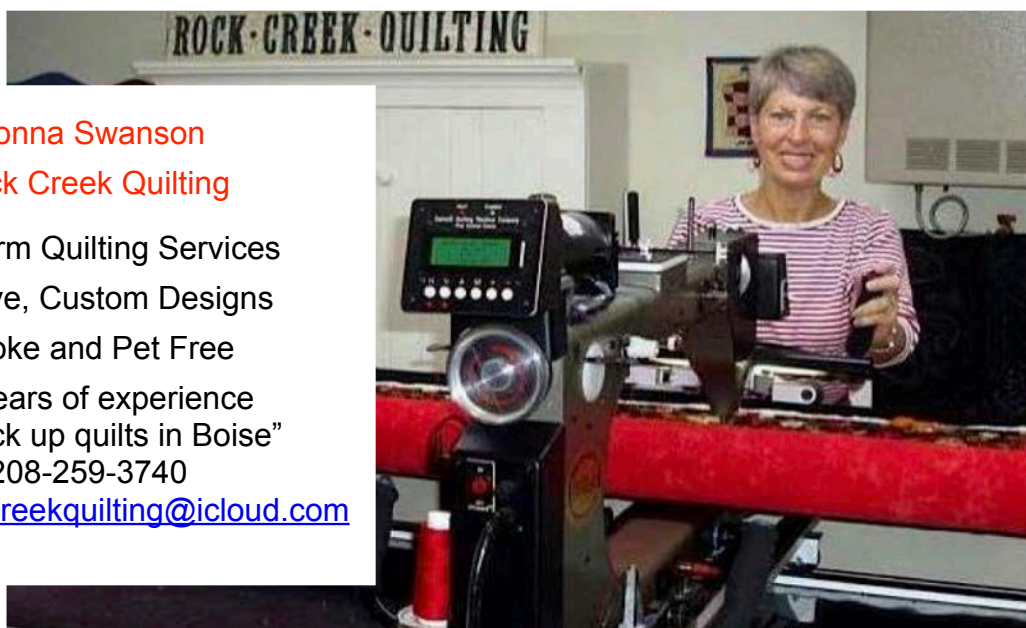
Smoke and Pet Free

20 years of experience

"Will pick up quilts in Boise"

208-259-3740

Email: rockcreekquilting@icloud.com



MY QUILTING CORNER

7911 W Ustick Rd, Boise

M-F 10am - 5pm

208-336-5566

www.quiltsonthecorner.com



**Let us Quilt
for you!**

Two week Turnaround
Competitive Prices



LOTS OF
QUILTING
DESIGNS
TO CHOOSE
FROM



Wide Back Fabric Bundles

**Rolls of Batting at
Wholesale Prices**

Longarm Machine Rental

**INNOVA machine
Sales & Service**



Bluebird Quilt Studio



JUBILATION BLOCK OF MONTH
 BY DEB TUCKER / ISLAND BATIKS FABRICS
 2 CLASSES, 12 MO. BOM
 BEGINNING THIS MONTH
 RESERVE YOUR KIT! 208-467-4148



*Kick off 2024
 at Bluebird Quilt Studio!*



WONDERING WHERE TO START?
 BEGINNING QUILTERS WELCOME!

FRIENDS, SHOW AND TELL,
 SKILL BUILDING TIPS
 POPPIE COTTON
 6 MONTH BLOCK OF THE MONTH!
 3RD SATURDAY OF THE MONTH
 208-467-4148



Bluebird Quilt Studio



DECOPAUGE TRIP QUILT
 BY JASON YENTER / IN THE BEGINNING FABRICS
 AVAILABLE ANY DAY...

RESERVE YOUR KIT TODAY
 208-467-4148



*Happy New QUILTING Year
 at Bluebird Quilt Studio!*



Handi Quilter
 OFFICIAL RETAILER

PURCHASE A NEW HANDI QUILTER LONG ARM MACHINE FROM
 JANUARY 5 ~ 24, 2024 AND RECEIVE UP TO
\$750 SHOPPING SPREE
 AT BLUEBIRD QUILT STUDIO

CALL FOR US DETAILS & CUSTOM OPTIONS FOR YOUR NEXT
 QUILTING MACHINE
 208-467-4148.



Longarm Quilting Services

Currently offering edge-to-edge quilting at
(0.02/sq in)

Fast turn-around.

Pick-up and drop-off services for local clients.
Shipping options available as well.

A variety of high-quality battings to select
from.

Refer a friend and you'll each receive 15% off
longarm services on your next quilt.

Danielle Alba

Text: 208-615-2250

Email: danielle@quiltidaho.com

Submit Longarming Request at

[www. quiltidaho.com/longarm-services](http://www.quiltidaho.com/longarm-services)



QUILTIDAHO

Scan code with
camera.

Follow us on Facebook and Instagram:

<https://www.facebook.com/TheQuiltIdaho>
[#QuiltIdaho](https://www.instagram.com/TheQuiltIdaho)



Grand opening and ribbon cutting on January 12 at 11:00 a.m.

Prizes and fun for all who attend!

QUILTER'S TREASURE CHEST

218 N 2nd East, Mountain Home, Idaho, 83647



We are a cozy and inviting store open to all who love quilting. We are growing weekly and try to have what local quilters are wanting. Visit us at:

thequilterstreasurechest.com

The Quilter's Treasure Chest is a place where all are welcome! It is a place to learn, be encouraged, and a place to meet new friends.

Starting in January, we will be offering classes. Or, if you like, come join us for sit & sew. We will also have block of the month programs and more. In addition, We will be providing longarm services for a fee. Please stop by and say hi! We are here Wednesday - Saturday 10am - 6pm

The World is a quilt made up of a glorious combination of backgrounds and abilities and stitched together by friendship.

LOOSE ENDS

finishing projects loved ones left behind

knit / crochet / sewing / quilting / tatting / rug-making / embroidery / cross-stitch
Tunisian crochet / mending / amigurumi / needlepoint / basketry / turkey work / felting
nalbinding / applique / spinning / latch hook / punch needling / weaving



When a crafter dies mid-project, or is no longer able to do handwork due to disability or illness, they will likely have unfinished items they were making for friends and family. These tangible, handmade expressions of love could get lost, donated away, or thrown out.

We match unfinished projects to volunteer finishers who complete and return the garments, blankets, & accessories, to their loved ones.

Need a project finished?

Visit us online to find out if your project qualifies to be completed by a Loose Ends finisher. If it does, simply fill out the online form and we will match you with a volunteer who has the skills and time to get the job done.

Have some time to give?

As a crafter, you understand that a handmade gift is priceless. The materials and hours that go into making something for a loved one are a gesture of love. Your efforts will reconnect an individual with a garment or accessory that had been begun for them by a loved one who died or became ill mid-project.



projectlooseends@gmail.com

VISIT US ONLINE FOR MORE INFO: **LOOSEENDSPROJECT.ORG**

photos © Winky Lewis



BBQ GUILD FUNDING RAISING OPPORTUNITY



BBQ is a Fred Meyer Rewards

Community Partner

BBQ is a registered Community Partner with the Fred Meyer Rewards program. Fred Meyer will donate cash to us quarterly, based on the \$\$ spent by Rewards Members who link their Rewards card to BBQ and **you keep** all of the Rewards points you earn. Being a Rewards member is free and is as easy as showing your key ring fob or card whenever you shop at a Fred Meyer store or gas station.

Here's what you do: Get a Fred Meyer Rewards card at any Fred Meyer register or customer service desk.

Sign in to Fred Meyer Rewards:

<https://www.fredmeyer.com/signin?redirectUrl=/account/communityrewards/enroll>


Click the link at the bottom of the page to "Create an Account"

You'll need your Fred Meyer Rewards card number to create an account. Enter BBQ's Community Partner ID number **CW389** and click the "Search" button. Click the "circle" next to BBQ as the Organization Name. Click "Enroll".

Present your card whenever you shop in a Fred Meyer store or gas station. You'll be rewarded with discounts, special prices and offers, and you'll be helping BBQ promote the quilting arts and skills in our community...and beyond.

Watch video [HERE](#) for instructions on how to register.

Then click [HERE](#) to register!



**Click [here](#) for latest
Tri-City Quilter's Guild
Newsletter!**

Palouse Patchers

MOSCOW, IDAHO



**Go to www.palousepatchers.org
For their latest newsletter.**

PHISHING ALERT!!

If you get an email from the BBQ president or any BBQ email asking you to make a purchase, send money electronically or anything of the sort, **delete it and do not click on any links** in the email. We will not ask members to do that sort of thing by email.

Reach over 1400 subscribers! Advertise in this Newsletter!

Size	Member	Non-Member
Quarter Page	\$10.00	\$20.00
Half page	\$20.00	\$40.00
Full Page	\$40.00	\$80.00

For submission information

Contact Vicki Francis at:

newsletter@boisebasinquilters.org

Submission deadline is the third Thursday of each month for the next month's publication.

**Additional cost of \$20 if
we construct your ad.**

No newsletters are published
in December or July.